

Introduction

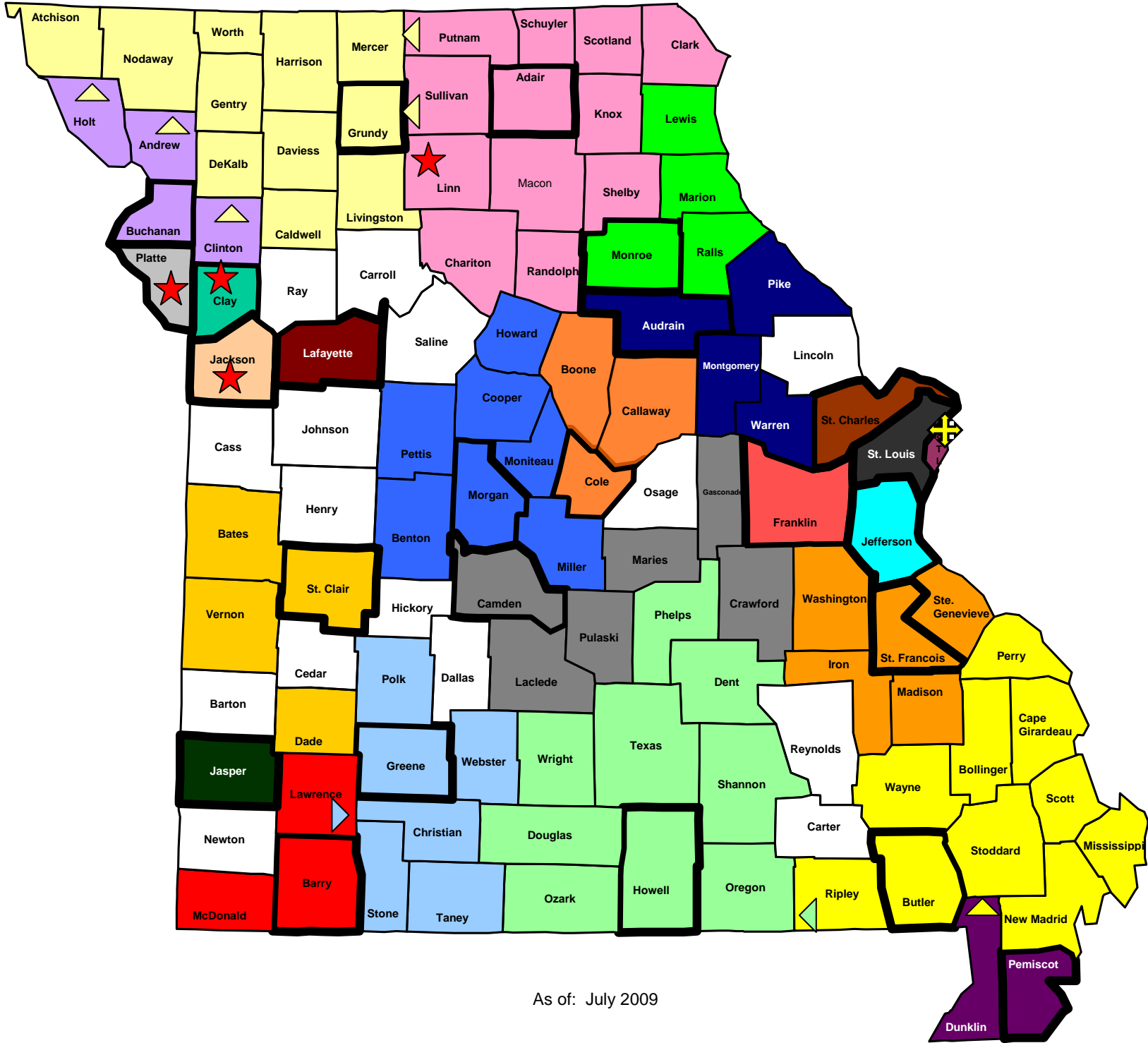
The following report provides summary statistics statewide for the multijurisdictional drug task forces funded by the Department of Public Safety through the end of the second quarter fiscal year 2010.

Statistics are summarized by the number of officers involved, new cases initiated, search warrants by disposition, drug and non-drug arrests along with charges, drug purchased and seized, marijuana eradication, number of methamphetamine labs destroyed, asset seizures and forfeitures, and weapons seized.

Thirty-two counties in Missouri were not involved in multijurisdictional drug task force as of July, 2008. Counties that were not involved are: Atchison, Bates, Benton, Caldwell, Carter, Cass, Carroll, Crawford, Cedar, Dade, Daviess, Dekalb, Gentry, Grundy, Harrison, Henry, Hickory, Johnson, Lincoln, Livingston, Maries, Mercer, Newton, Nodaway, Osage, Ray, Reynolds, Saline, Schuyler, Shannon, Wayne, and Worth.

For 2009 - 2010 fifteen counties in Missouri were not involved in Recovery- Jag funded Drug Task Forces. Counties that were not involved are: Barton, Carroll, Carter, Cass, Cedar, Dallas, Henry, Hickory, Johnson, Lincoln, Newton, Osage, Ray, Reynolds, and Saline.

2009-2010 RECOVERY-JAG FUNDED DTFs



- North Missouri DTF
- East Central DTF
- Southwest Missouri DTF
- North County M.E.G. DTF
- Buchanan County DTF
- Lake Area DTF
- Clay County DTF
- Franklin County DTF
- Greene County DTF
- NITRO Task Force
- South Central DTF
- Jackson County DTF
- Jasper County DTF
- Jefferson City – MUSTANG
- Jefferson County DTF
- Kansas City DTF
- Lafayette County DTF
- Mineral Area DTF
- Northeast Missouri DTF
- Mid Missouri DTF
- Bootheel DTF
- Platte County DTF
- Southeast Missouri DTF
- St. Charles County DTF
- St. Clair County DTF
- St. Louis – Metro DTF
- St. Louis County DTF

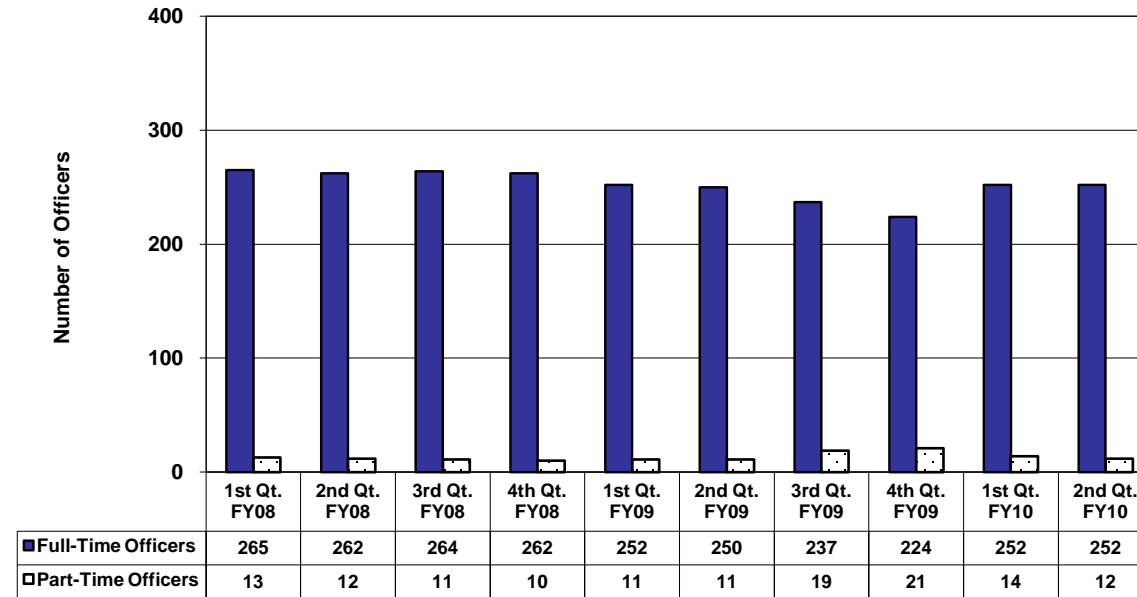
As of: July 2009

Summary of FY08 and FY09 and the First Two Quarters of FY10

Number of Full/Part-Time Officers Assigned to MJDTF by Quarter

	Full-Time Officers	Part-Time Officers
1st Qt. FY08	265	13
2nd Qt. FY08	262	12
3rd Qt. FY08	264	11
4th Qt. FY08	262	10
1st Qt. FY09	252	11
2nd Qt. FY09	250	11
3rd Qt. FY09	237	19
4th Qt. FY09	224	21
1st Qt. FY10	252	14
2nd Qt. FY10	252	12

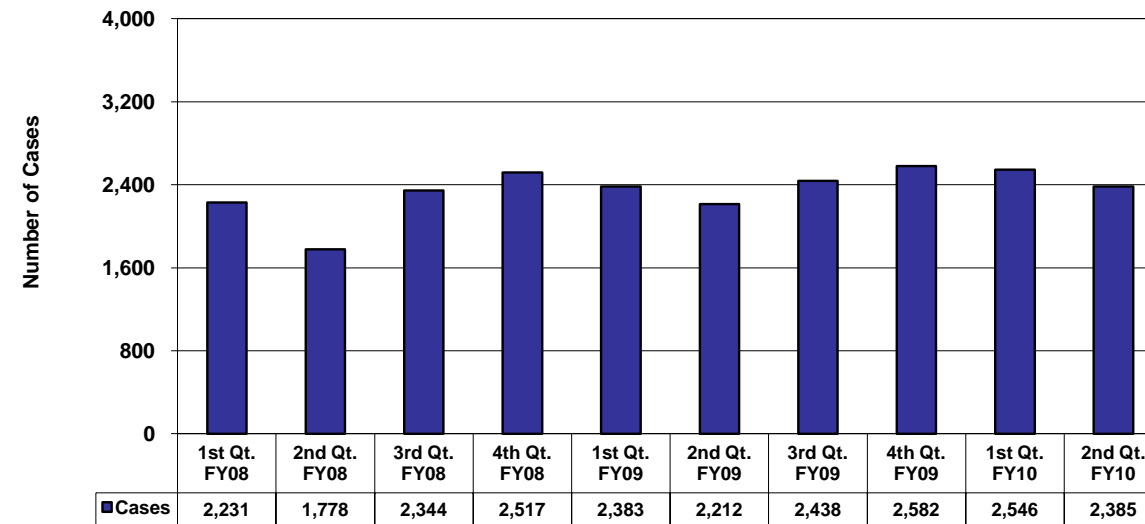
Number of Full/Part-Time Officers Assigned to MJDTF by Quarter



New Cases Initiated by MJDTF by Quarter

1st Qt. FY08	2,231
2nd Qt. FY08	1,778
3rd Qt. FY08	2,344
4th Qt. FY08	2,517
1st Qt. FY09	2,383
2nd Qt. FY09	2,212
3rd Qt. FY09	2,438
4th Qt. FY09	2,582
1st Qt. FY10	2,546
2nd Qt. FY10	2,385
	23,416

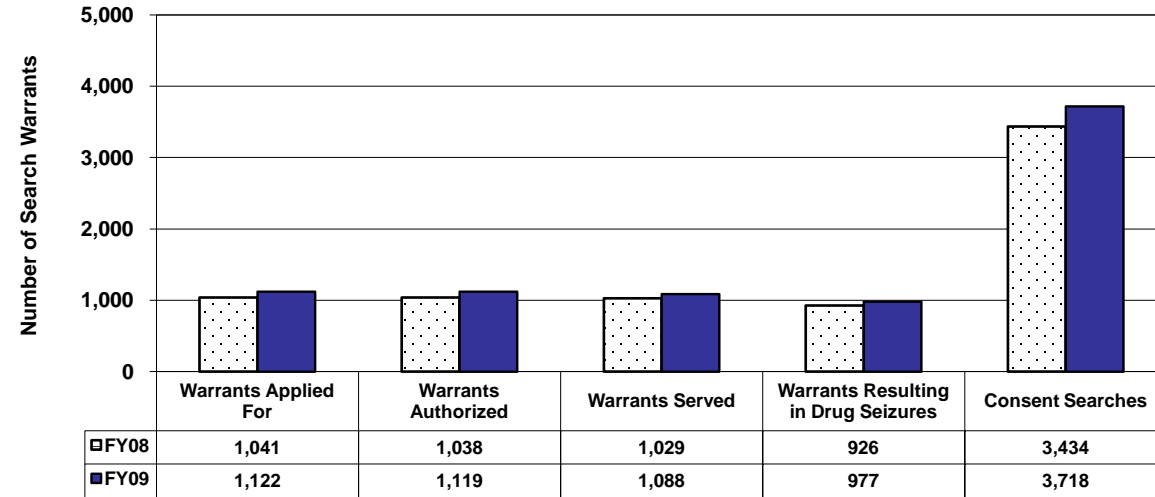
New Cases Initiated by MJDTF by Quarter



Search Warrants by Disposition

	FY09	FY08
Warrants Applied For	1,122	1,041
Warrants Authorized	1,119	1,038
Warrants Served	1,088	1,029
Warrants Resulting in Drug Seizures	977	926
Consent Searches	3,718	3,434

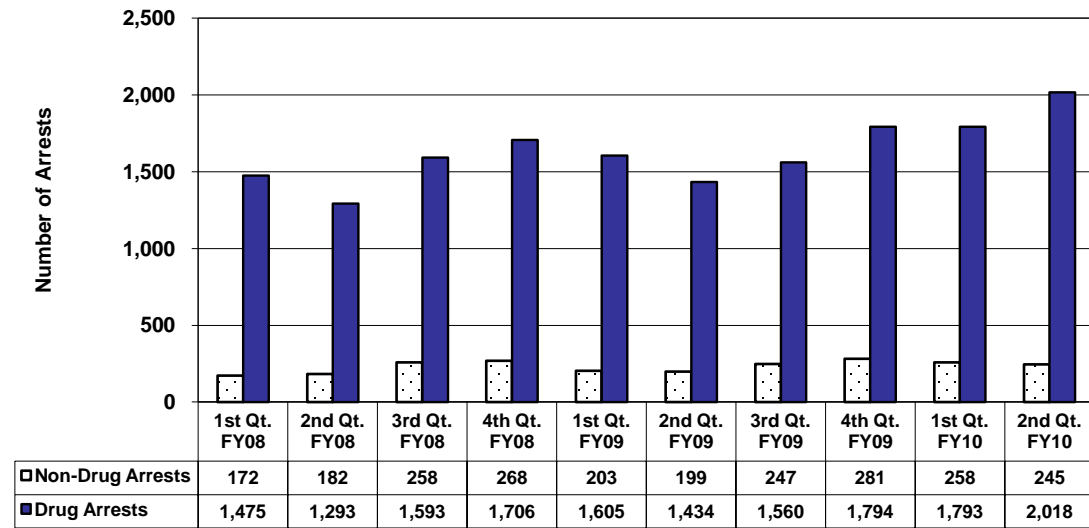
Search Warrants by Disposition



Total Drug and Non-Drug Arrests by Quarter

	Drug	Non-Drug
1st Qt. FY08	1,475	172
2nd Qt. FY08	1,293	182
3rd Qt. FY08	1,593	258
4th Qt. FY08	1,706	268
1st Qt. FY09	1,605	203
2nd Qt. FY09	1,434	199
3rd Qt. FY09	1,560	247
4th Qt. FY09	1,794	281
1st Qt. FY10	1,793	258
2nd Qt. FY10	2,018	245
	16,271	2,313

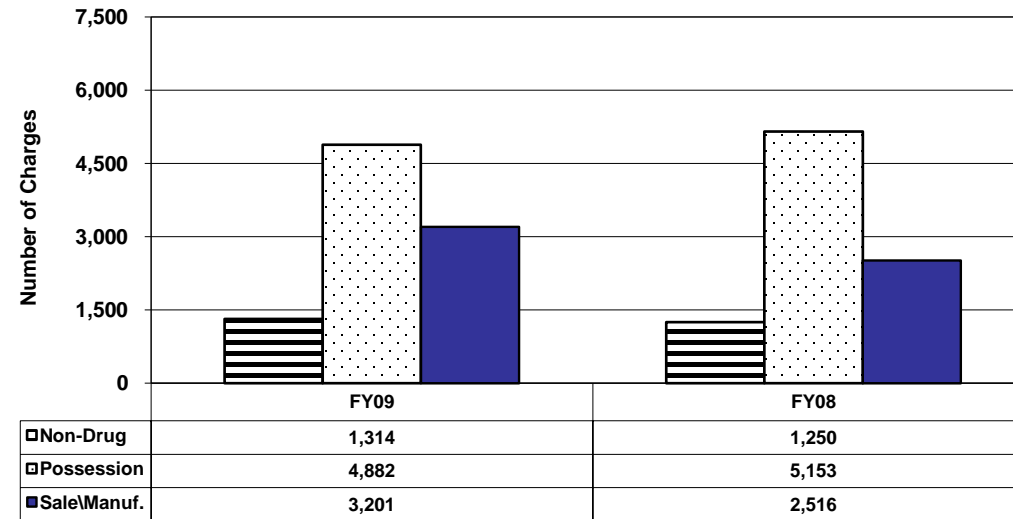
Total Drug and Non-Drug Arrests by Quarter



Charges Associated with Arrests by Fiscal Year

	FY09	FY08
Non-Drug	1,314	1,250
Possession	4,882	5,153
SaleManuf.	3,201	2,516
	9,397	8,919

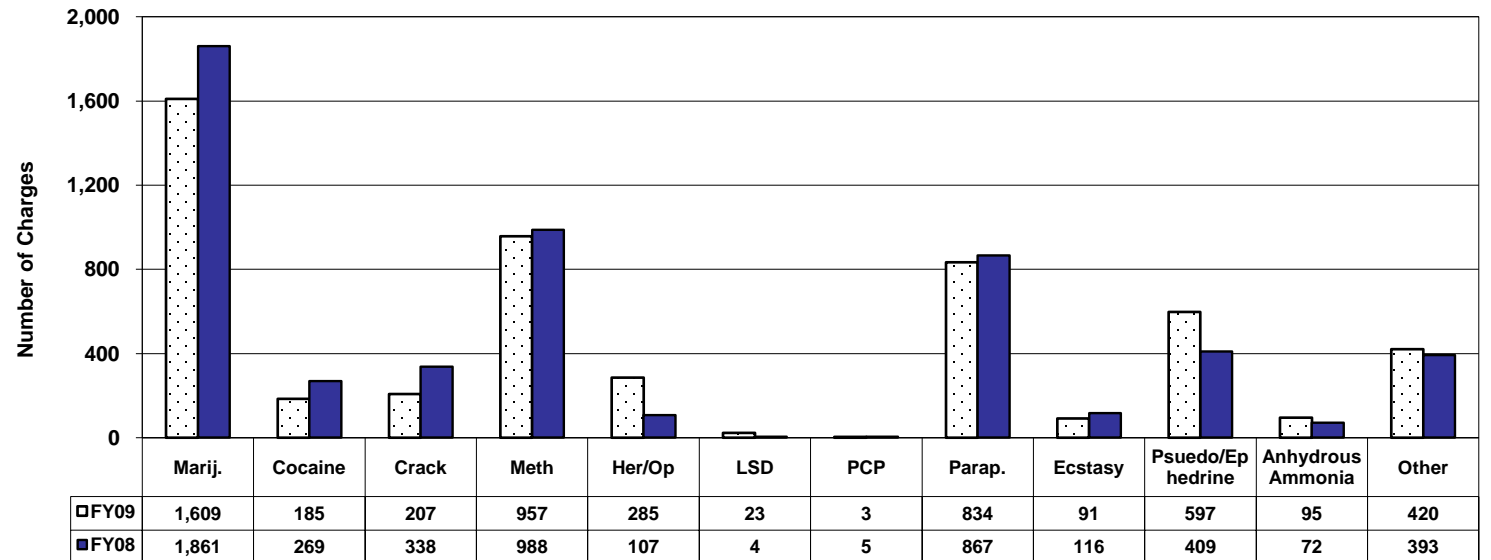
Charges Associated with Arrests by Fiscal Year



Charges Associated with Possession of Drugs by Drug Type

	FY09	FY08
Marij.	1,609	1,861
Cocaine	185	269
Crack	207	338
Meth	957	988
Her/Op	285	107
LSD	23	4
PCP	3	5
Parap.	834	867
Ecstasy	91	116
Psuedo/Ephedrine	597	409
Anhydrous Ammonia	95	72
Other	420	393

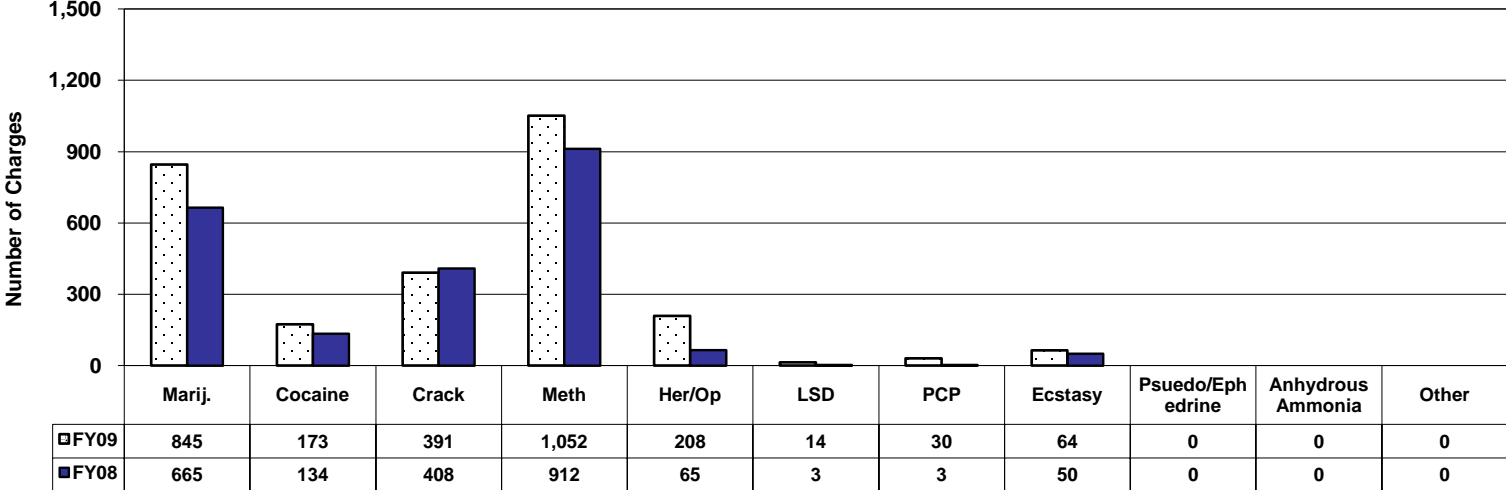
Charges Associated with Possession of Drugs by Drug Type



Charges Associated with the Sale or Manufacturing of Drugs by Drug Type

Charges Associated with the Sale or Manufacturing of Drugs by Drug Type

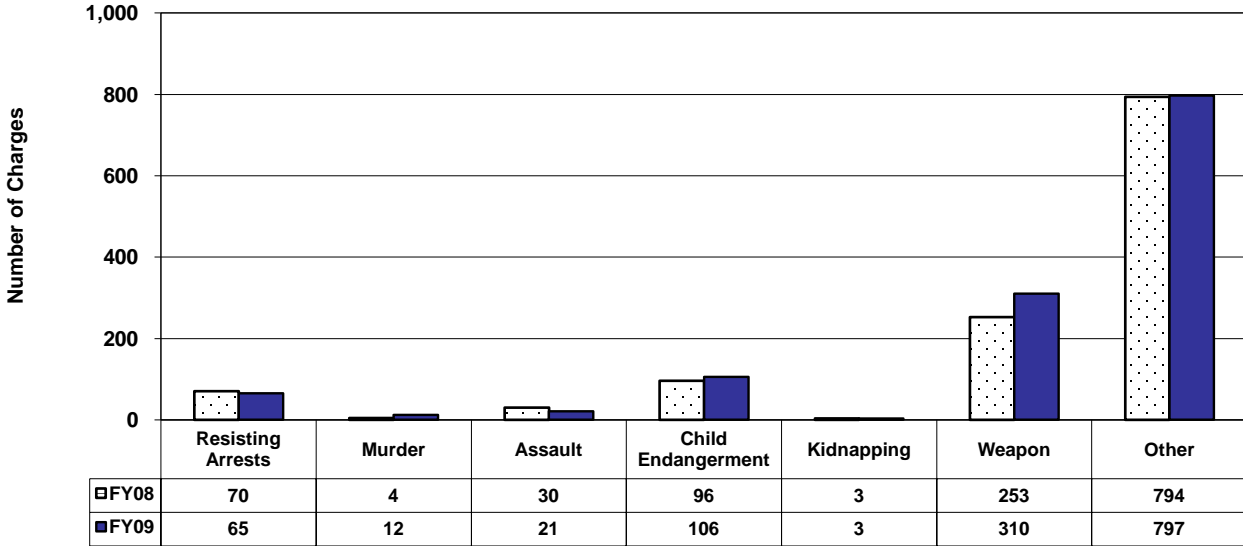
	FY09	FY08
Marij.	845	665
Cocaine	173	134
Crack	391	408
Meth	1,052	912
Her/Op	208	65
LSD	14	3
PCP	30	3
Ecstasy	64	50
Psuedo/Ephedrine	0	0
Anhydrous Ammonia	0	0
Other	0	0



Non-Drug Related Charges by Offense Type

Non-Drug Related Charges by Offense Type

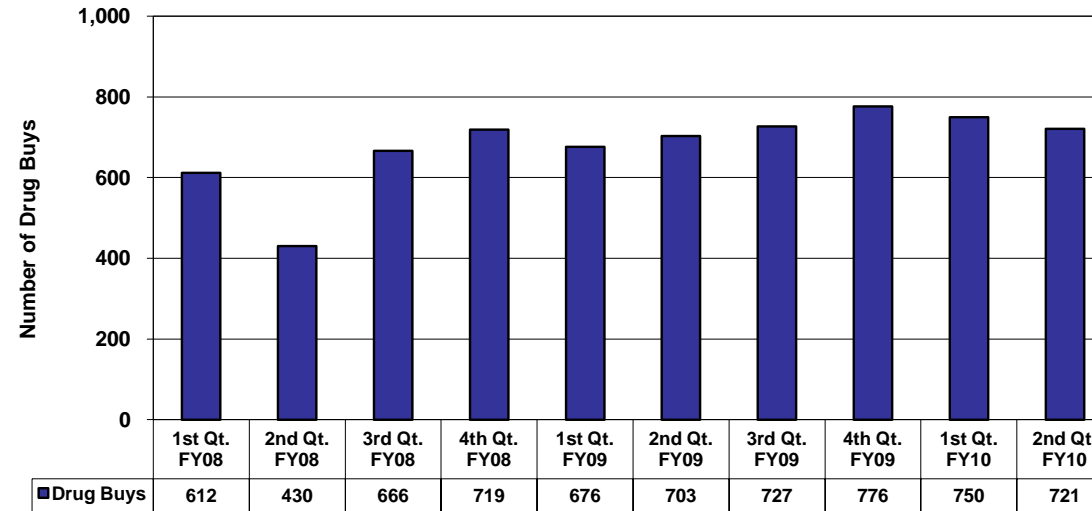
	FY09	FY08
Resisting Arrests	65	70
Murder	12	4
Assault	21	30
Child Endangerment	106	96
Kidnapping	3	3
Weapon	310	253
Other	797	794
	1,314	1,250



Number of Drug Buys by Quarter

	Number of Drug Buys
1st Qt. FY08	612
2nd Qt. FY08	430
3rd Qt. FY08	666
4th Qt. FY08	719
1st Qt. FY09	676
2nd Qt. FY09	703
3rd Qt. FY09	727
4th Qt. FY09	776
1st Qt. FY10	750
2nd Qt. FY10	721
	<hr/>
	6,780

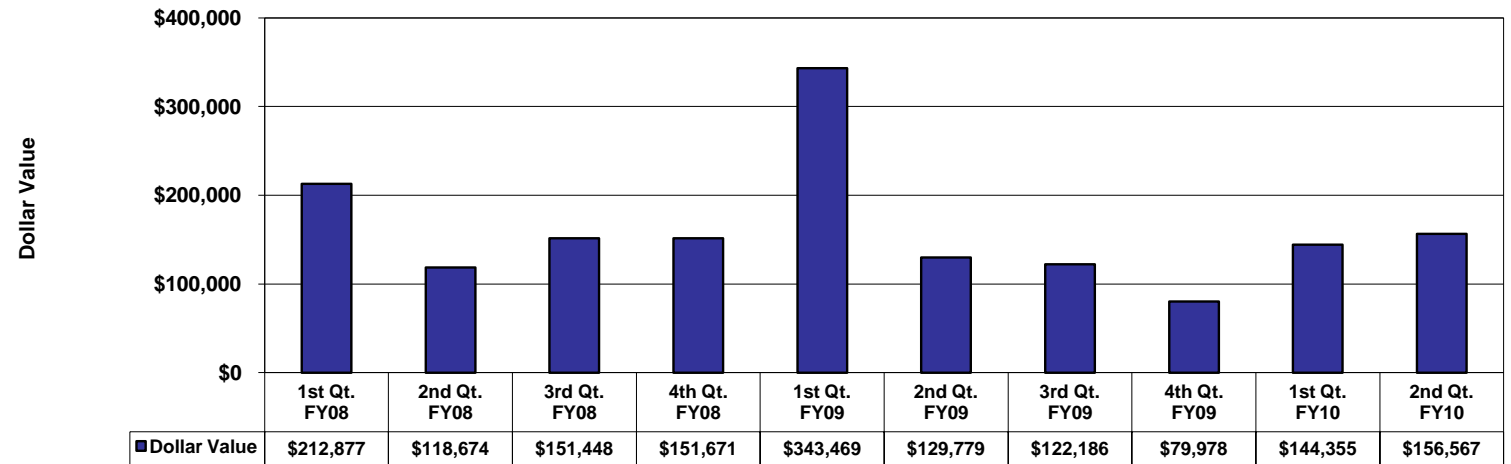
Number of Drug Buys by Quarter



Dollar Value of Drug Purchases by Quarter

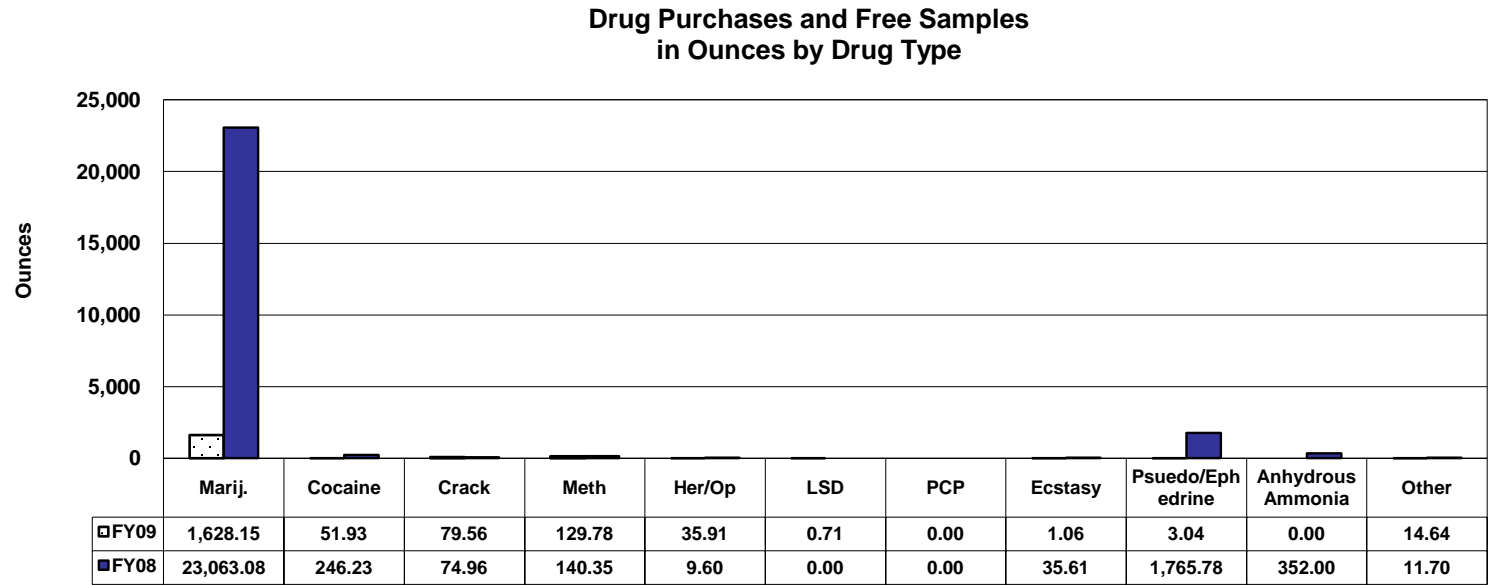
	Dollar Value
1st Qt. FY08	\$212,877
2nd Qt. FY08	\$118,674
3rd Qt. FY08	\$151,448
4th Qt. FY08	\$151,671
1st Qt. FY09	\$343,469
2nd Qt. FY09	\$129,779
3rd Qt. FY09	\$122,186
4th Qt. FY09	\$79,978
1st Qt. FY10	\$144,355
2nd Qt. FY10	\$156,567
	<hr/>
	\$1,611,004

Dollar Value of Drug Purchases by Quarter



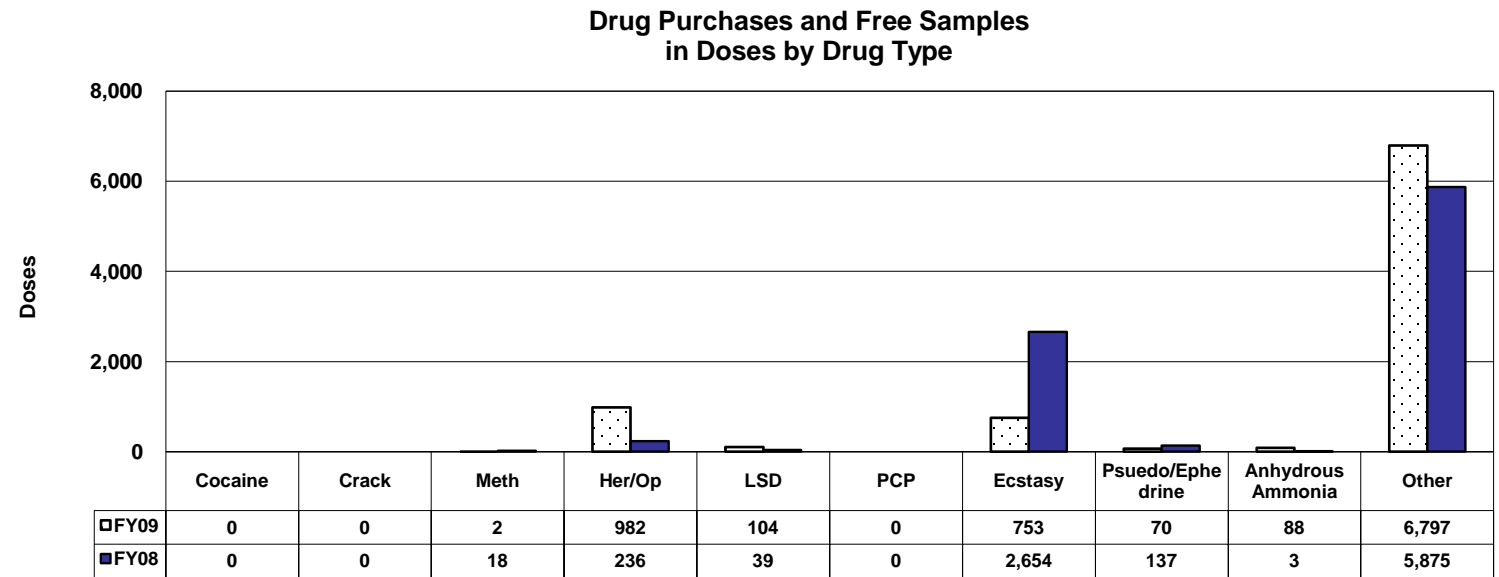
Drug Purchases and Free Samples in Ounces by Drug Type

	FY09	FY08
Marij.	1,628.15	23,063.08
Cocaine	51.93	246.23
Crack	79.56	74.96
Meth	129.78	140.35
Her/Op	35.91	9.60
LSD	0.71	0.00
PCP	0.00	0.00
Ecstasy	1.06	35.61
Psuedo/Ephedrine	3.04	1,765.78
Anhydrous Ammonia	0.00	352.00
Other	14.64	11.70



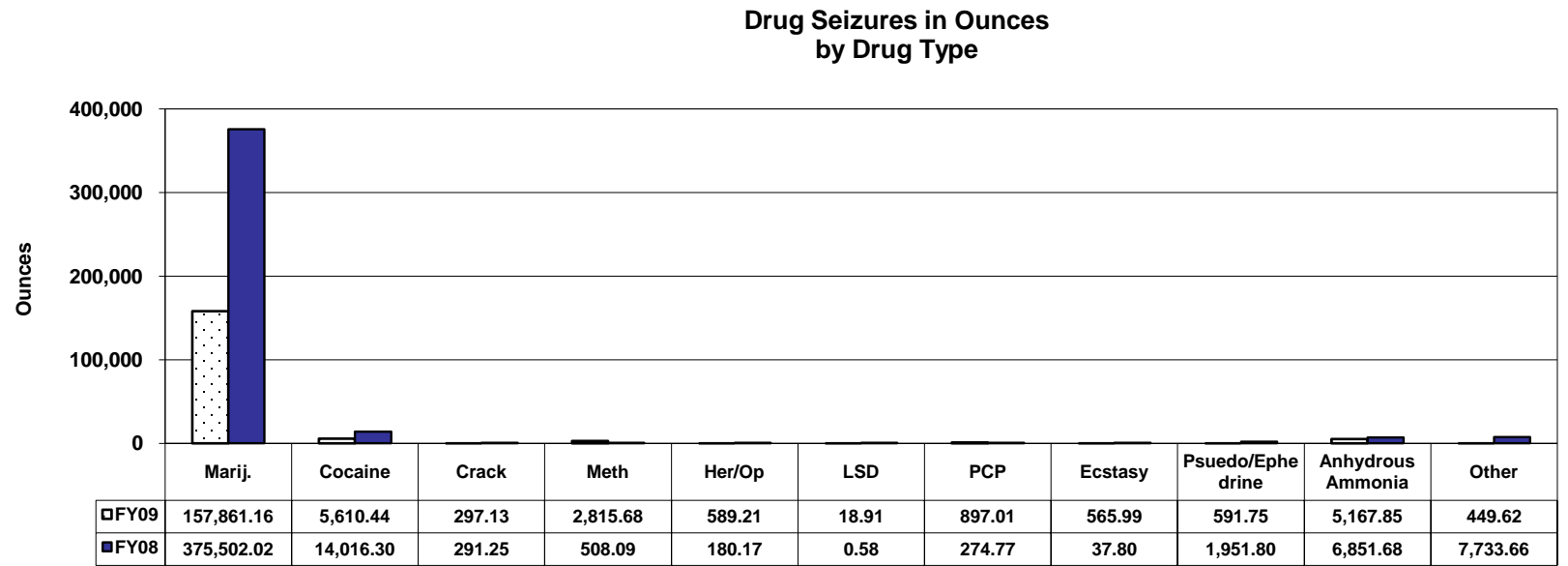
Drug Purchases and Free Samples in Doses by Drug Type

	FY09	FY08
Cocaine	0	0
Crack	0	0
Meth	2	18
Her/Op	982	236
LSD	104	39
PCP	0	0
Ecstasy	753	2,654
Psuedo/Ephedrine	70	137
Anhydrous Ammonia	88	3
Other	6,797	5,875



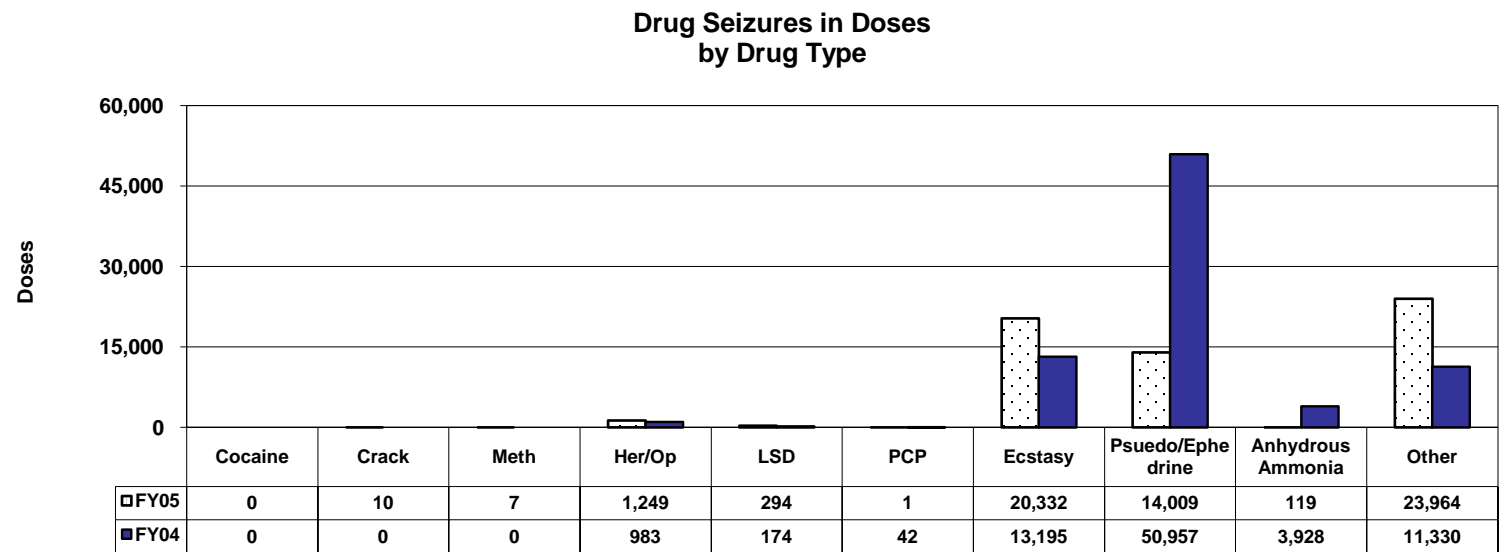
Drug Seizures in Ounces by Drug Type

	FY09	FY08
Marij.	157,861.16	375,502.02
Cocaine	5,610.44	14,016.30
Crack	297.13	291.25
Meth	2,815.68	508.09
Her/Op	589.21	180.17
LSD	18.91	0.58
PCP	897.01	274.77
Ecstasy	565.99	37.80
Psuedo/Ephedrine	591.75	1,951.80
Anhydrous Ammonia	5,167.85	6,851.68
Other	449.62	7,733.66



Drug Seizures in Doses by Drug Type

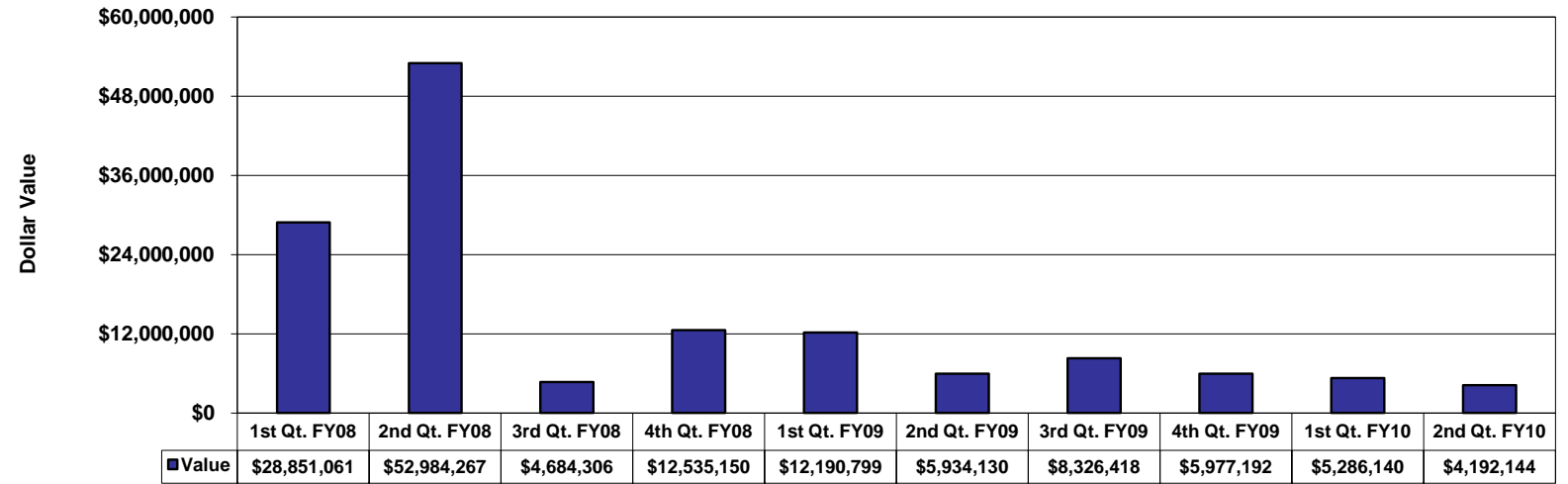
	FY09	FY08
Cocaine	0	0
Crack	10	0
Meth	7	0
Her/Op	1,249	983
LSD	294	174
PCP	1	42
Ecstasy	20,332	13,195
Psuedo/Ephedrine	14,009	50,957
Anhydrous Ammonia	119	3,928
Other	23,964	11,330



Estimated Dollar Value of Drug Seizures

1st Qt. FY08	\$28,851,061
2nd Qt. FY08	\$52,984,267
3rd Qt. FY08	\$4,684,306
4th Qt. FY08	\$12,535,150
1st Qt. FY09	\$12,190,799
2nd Qt. FY09	\$5,934,130
3rd Qt. FY09	\$8,326,418
4th Qt. FY09	\$5,977,192
1st Qt. FY10	\$5,286,140
2nd Qt. FY10	\$4,192,144
	\$140,961,607

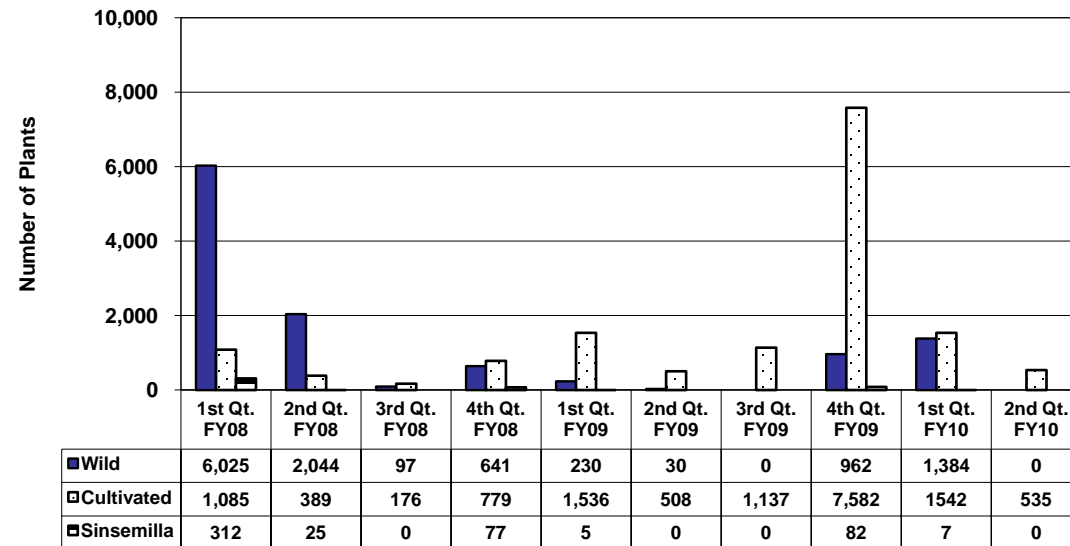
Estimated Dollar Value of Drug Seizures



Number of Marijuana Plants Eradicated*
(number of plants)

	Wild	Cultivated	Sinsemilla
1st Qt. FY08	6,025	1,085	312
2nd Qt. FY08	2,044	389	25
3rd Qt. FY08	97	176	0
4th Qt. FY08	641	779	77
1st Qt. FY09	230	1,536	5
2nd Qt. FY09	30	508	0
3rd Qt. FY09	0	1,137	0
4th Qt. FY09	962	7,582	82
1st Qt. FY10	1,384	1542	7
2nd Qt. FY10	0	535	0
	11,413	15,269	508

Number of Marijuana Plants Eradicated*



*Marijuana eradication is not a subset of marijuana drug seizures

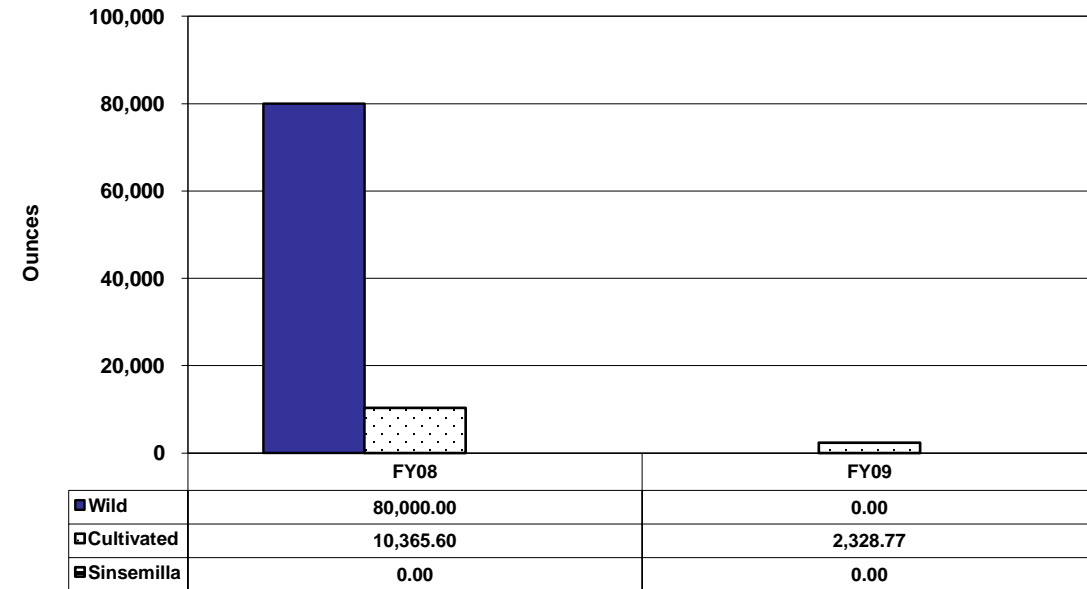
*Marijuana eradication is not a subset of marijuana drug seizures

Marijuana Eradication in Ounces*

	Wild	Cultivated	Sinsemilla
FY08	80,000.00	10,365.60	0.00
FY09	0.00	2,328.77	0.00

**Marijuana eradication is not a subset of marijuana drug seizures*

Marijuana Eradication in Ounces*

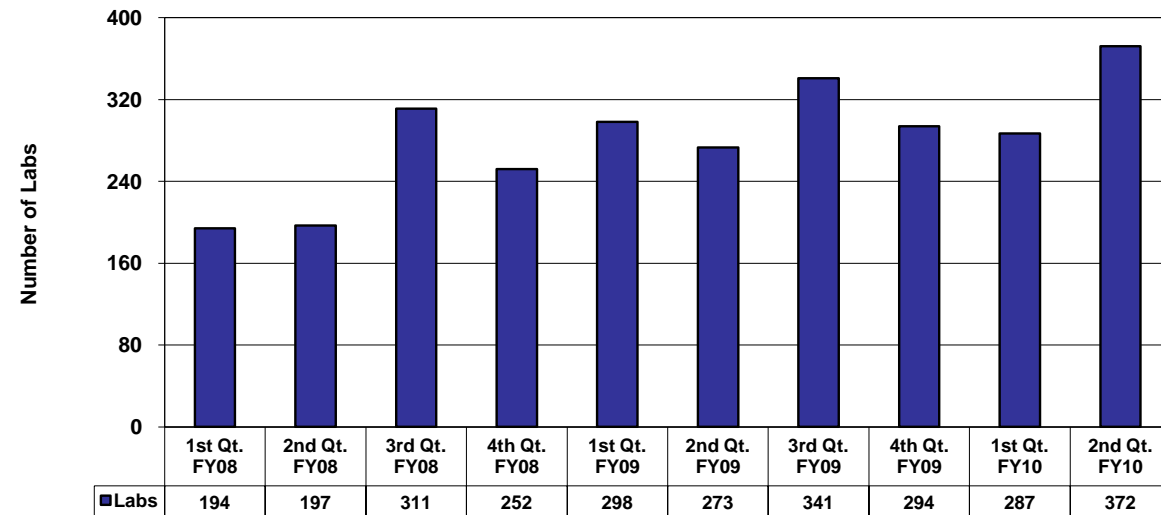


**Marijuana eradication is not a subset of marijuana drug seizures*

Number of Meth Labs Destroyed

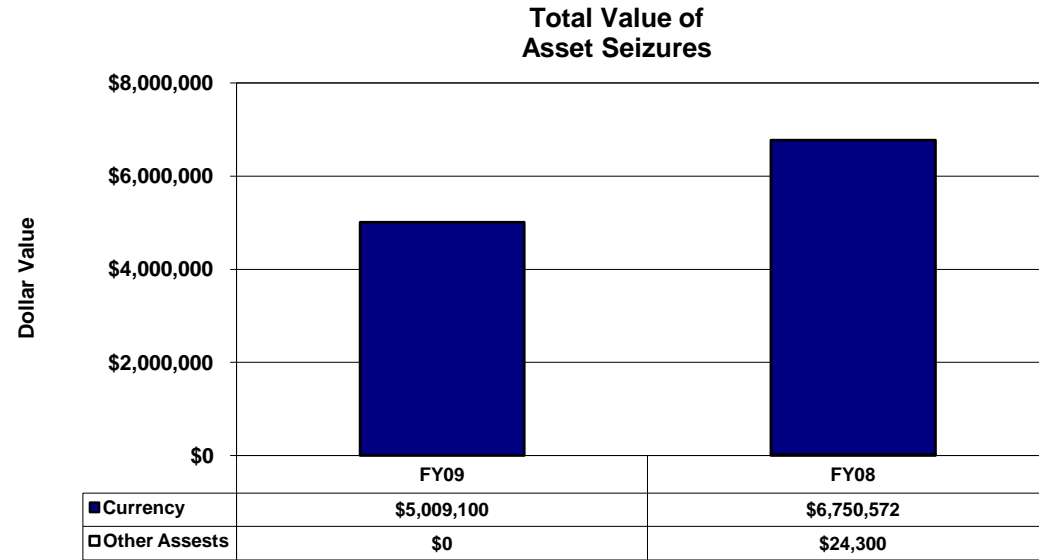
1st Qt. FY08	194
2nd Qt. FY08	197
3rd Qt. FY08	311
4th Qt. FY08	252
1st Qt. FY09	298
2nd Qt. FY09	273
3rd Qt. FY09	341
4th Qt. FY09	294
1st Qt. FY10	287
2nd Qt. FY10	372
	2,819

Number of Methamphetamine Labs Destroyed



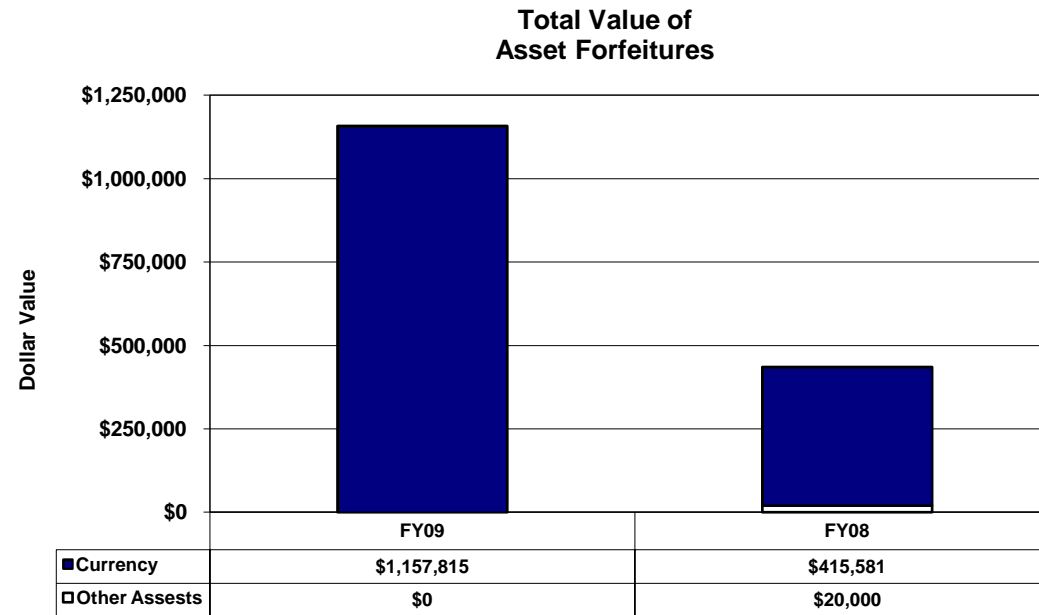
Total Value of Asset Seizures

	FY09	FY08
Currency	\$5,009,100	\$6,750,572
Other Assets	\$0	\$24,300
Total Asset Seizures	\$5,009,100	\$6,774,872



Total Value of Asset Forfeitures

	FY09	FY08
Currency	\$1,157,815	\$415,581
Other Assets	\$0	\$20,000
Total Asset Forfeitures	\$1,157,815	\$435,581



Weapons Seized

1st Qt. FY08	264
2nd Qt. FY08	205
3rd Qt. FY08	249
4th Qt. FY08	184
1st Qt. FY09	260
2nd Qt. FY09	250
3rd Qt. FY09	233
4th Qt. FY09	199
1st Qt. FY10	280
2nd Qt. FY10	243
	<hr/>
	2,367

Weapons Seized

