

Missouri Department of Public Safety



**Edward Byrne Memorial Justice
Assistance Grant (JAG) Program**

FY09 State Annual Report

FOREWORD

On behalf of the State of Missouri and the Missouri Department of Public Safety, it is my pleasure to present the FY09 Edward Byrne Memorial Justice Assistance Grant (JAG) Program Annual Report. Since 1987, the Byrne/JAG Formula Program has been an essential resource in our continuing effort to meet the public safety needs of our state criminal justice community. The Missouri Department of Public Safety remains committed to assisting criminal justice agencies in making Missouri a safer place. The JAG Program makes it possible for Missouri to aggressively address the many public safety issues associated with illicit drugs and violent crime.

The FY09 State Annual Report is a comprehensive evaluation of state and local level projects that have received financial assistance through the JAG Program. During this reporting period, July 1, 2008 through June 30, 2009, the Missouri Department of Public Safety - Criminal Justice/Law Enforcement Program provided grant awards to 37 projects statewide. Financial assistance was provided to projects supporting drug enforcement and other law enforcement efforts, domestic violence and child abuse investigations, community-based prevention, criminal records and technology improvement, and data analysis. By supporting the award of the JAG Program money for projects within these categories, we best serve the citizens of Missouri.

The Missouri Department of Public Safety remains committed to our vision, "By embracing the challenges of the future, the Department of Public Safety and the law enforcement community working together will provide the protection and service to create a quality of life in which all people feel safe and secure." The JAG Program helps us realize this vision.

John M. Britt, Director
Missouri Department of Public Safety

Missouri Department of Public Safety

Criminal Justice/Law Enforcement Program

FY09 State Annual Report July 1, 2008 – June 30, 2009

Foreword	2
Acknowledgements	5
Executive Summary	6
Section I - Introduction	
Program Overview.....	7
FY09 Summary.....	7
FY10 Strategic Plan Implementation.....	9
Coordinating Programs / Projects.....	10
Section II - FY010 Evaluation and Activities	
JAG Evaluation Design:	
Law Enforcement Programs.....	12
Prosecution and Court Programs.....	22
Prevention and Education Programs	23
Corrections and Community Corrections Program.....	24
Drug Treatment Programs.....	24
Planning, Evaluation, and Technology Improvement Programs.....	24
Crime Victim and Witness Programs.....	25
Crime Laboratory Projects.....	25
Recovery Act - Evaluation Design:	
Law Enforcement Programs	32
Prosecution and Education Programs	42
Prevention and Education Programs	42
Corrections and Community Corrections Program.....	42
Drug Treatment Programs.....	42
Planning, Evaluation, and Technology Improvement Programs.....	42
Crime Victim and Witness Programs.....	45
Section III - FY09 Summary of Programs, Performance Measures, Evaluation Methods and Evaluation Results	
Purpose Area: Law Enforcement	46
Purpose Area: Prosecution and Court.....	50
Purpose Area: Prevention and Education.....	55
Purpose Area: Corrections and Community Corrections.....	57
Purpose Area: Drug Treatment.....	59
Purpose Area: Planning, Evaluation, and Technology.....	61

Section IV - Supplemental Information and Documentation	
Internet Cyber Crime Grant (ICCG) Program.....	68
Attachment A: Multi-Jurisdictional Drug Task Force FY09 Summary Report.....	70
Attachment B: Crime Laboratories - MCLUP Projects FY09 Summary Report.....	123
Attachment C: Internet Cyber Crime Task Force FY09 Summary Report.....	135

Acknowledgements

Governor Jeremiah W. (Jay) Nixon

Director John Britt
Missouri Department of Public Safety

Deputy Director Andrea Spillars
Missouri Department of Public Safety

Eric E. Shepherd, Program Manager
Criminal Justice/Law Enforcement Program

Criminal Justice/Law Enforcement Program Staff

Ralph Lindsey
Heather Haslag
Will Patterson
Joan Dudenhoeffer

Ron Beck
Susan Kuebler
Statistical Analysis Center
Missouri State Highway Patrol

The Missouri Department of Public Safety wishes to extend its appreciation to the Criminal Justice Agencies that provided the information included in this report.

Grant #2007-DJ-BX-0051 awarded by the Bureau of Justice Assistance, Office of Justice Programs, United States Department of Justice provided funding for this report.

Researched and prepared by:
The Criminal Justice/Law Enforcement Program staff and members of the
Statistical Analysis Center - Missouri State Highway Patrol

Submitted to the Bureau of Justice Assistance
September 2009

Executive Summary

In 1987, the Missouri Department of Public Safety initiated an administrative section within the Office of the Director, whose primary responsibility was to oversee and coordinate the dissemination of federal funding awards made to Missouri. This administrative section was implemented and titled as the Criminal Justice/Law Enforcement Program (formerly known as the Narcotics Control Assistance Program or NCAP Section) in response to the establishment of the federal Edward Byrne Memorial Justice Assistance Grant Program authorized by Title I of the Omnibus Crime Control and Safe Streets Act of 1968, 42 U.S.C. 3711 *et seq.* Additionally, the furtherance of the overall mission of the Missouri Department of Public Safety, as defined in Chapter 650 of the Missouri Revised Statutes, became and continues to be the directive for the Criminal Justice/Law Enforcement Program. That mission is to provide a safe and secure environment for all individuals, through efficient and effective law enforcement.

Throughout the years, the Missouri Department of Public Safety, through the Criminal Justice / Law Enforcement Program, has been involved in an on-going effort to identify the criminal justice needs of state and local units of government. As a result of this process, the Criminal Justice/Law Enforcement Program has provided the financial and technical assistance required to initiate state and local level responses to crime and drug related issues. This response, which parallels the established objectives of the Edward Byrne Justice Assistance Grant (JAG) program as outlined by the U.S. Department of Justice - Office of Justice Programs, is the foundation for project initiatives within Missouri. It remains the priority of the Criminal Justice/Law Enforcement Program to identify state and local initiatives which assist the State of Missouri in the enforcement of drug control or controlled substance laws, initiatives which emphasize the prevention and control of violent crime and serious offenders, and initiatives which improve the effectiveness of the state and local criminal justice system.

In compliance with section 522(a) of the Omnibus Crime Control and Safe Streets Act, the Criminal Justice/Law Enforcement Program FY09 State Annual Report (SAR), will outline the impact of JAG Program funding on the criminal justice system within the jurisdictions of state and local government. During the reporting period covered in this annual report, July 1, 2008 through June 30, 2009, the Criminal Justice/Law Enforcement Program provided funding assistance in four authorized purpose areas. The total monetary award for this reporting period was \$6,124,263.53 for which the Criminal Justice/Law Enforcement Program was able to provide financial assistance to 37 state and local level projects and administrative costs. This level of funding provided financial assistance to 27 Law Enforcement Programs, 4 Prosecution and Court Programs, 1 Prevention and Education Program, and 5 Planning, Evaluation, and Technology Improvement Programs.

For FY10, the level of JAG funding awarded by the Criminal Justice/Law Enforcement Program is providing financial assistance to 27 Law Enforcement Programs, 3 Prosecution and Court Programs, 1 Prevention and Education Program, and 2 Planning, Evaluation, and Technology Improvement Programs.

The Missouri Department of Public Safety - Criminal Justice/Law Enforcement Program continues to be an essential component of the statewide effort to address violent crime and drugs. Through the JAG Program, Missouri has the financial capability to maintain essential projects that provide needed services for the criminal justice community. In addition to the initiatives previously described, the Criminal Justice/Law Enforcement Program places an equally high priority on the development and continuation of projects and partnerships that enhance a state or local unit of government's ability to implement aggressive responses to the public safety needs of their respective service areas. The Criminal Justice/Law Enforcement Program strives to implement progressive demand reduction, community, multi-jurisdictional, judicial, correctional, analytical and informational-based response strategies to the public safety threats of crime and drugs.

I. INTRODUCTION

Program Overview

The Missouri Department of Public Safety, Office of the Director manages the distribution of federal funds provided to the State by the U. S. Department of Justice (DOJ), Bureau of Justice Assistance (BJA), Edward Byrne Memorial Justice Assistance Grant (JAG) Program. The unit responsible for the management of these funds is the Criminal Justice/Law Enforcement (CJ/LE) Program. Since 1987, the JAG (formerly known as the Edward Byrne Memorial Formula Grant Program) provided criminal justice agencies with financial resources to confront drugs and violence. The Missouri Department of Public Safety, Office of the Director is committed to assisting state and local efforts to make Missouri a safer place. Dealing with illicit drugs and violent crime head-on is critical to this effort and Federal grant monies make this possible.

The Missouri Department of Public Safety has undertaken a comprehensive approach to utilizing the JAG dollars. Enforcement/interdiction, prevention/education, treatment, criminal litigation, improving criminal history records, and improving statewide illicit drug and violent crime data are the focus areas for the 2009/2010 funding year. By addressing these issues, we believe we can receive the most benefit for the citizens of Missouri.

Since the beginning of Byrne/JAG funding in 1987, the Missouri Department of Public Safety (DPS), CJ/LE Program, has developed a comprehensive strategic approach to the drug and violent crime problems facing Missouri. The current strategy has been designed as a strategic “road map” for the years of 2007 through 2009. The strategy developed by the DPS – CJ/LE Program, in conjunction with the Statistical Analysis Center (SAC) of the Missouri State Highway Patrol, will provide the State of Missouri with a directional foundation for the next century.

The State of Missouri has, and will continue to build on past years’ successes by supporting effective projects, which are committed to the overall objective of a safer Missouri. DPS will continue to evaluate the effectiveness of each state and local project receiving federal money, to ensure that the goals and objectives of each project are addressing the needs of Missouri citizens.

FY09 SUMMARY

Implementation of the 2008/2009 JAG funding year began with the review of project applications by a grant review committee consisting of the DPS - CJ/LE Program staff and individuals from the criminal justice and private sector. Fifty-two (52) requests for funding were reviewed within the approved project categories as described below. The grant evaluation process was competitive in nature, and only those grant applications determined to coordinate with the goals and objectives of the statewide strategy were considered for funding. Thirty- seven (37) grant awards were made to state and local recipients. The total federal award to the State of Missouri, during this reporting period, was \$2,454,211.00 which was not awarded until FY10 due to the difference in timing of the state fiscal year and the federal fiscal year. Following is a brief summary on each category funded through the DPS - CJ/LE Program during the 2008/2009 funding cycle.

The FY09 program planning approach of the DPS – CJ/LE Program used statistical information obtained from various reporting entities throughout the State. This information not only aided in the identification of drug and crime related trends, but also assisted in the evaluation of projects supported by the DPS – CJ/LE Program. Quarterly reports required of Multi-Jurisdictional Drug Task Forces collected valuable information on their activities and workload as well as information on drug prevalence, enforcement, and distribution of drug industries in the state. Programs funded under other purpose areas provided information in semi-annual and annual progress reports that described their activities and successes. Detailed reports of success are provided in Section III of this report.

Law Enforcement Programs

Funding for Multi-Jurisdictional Drug Task Force projects was the largest funding category for the DPS - CJ/LE Program during funding year 2008/2009. The DPS - CJ/LE Program awarded \$4,833,669.29 to 27 multi-jurisdictional/multi-agency enforcement groups throughout the state. Of these enforcement groups, 26 were multi-jurisdictional drug task forces. And of the 114 counties in Missouri, 82 were active participants / members of the multi-jurisdictional enforcement effort.

The focus of this category is the multi-jurisdictional, multi-agency counter-drug enforcement effort. During 2008/2009, the illicit drug methamphetamine continued to be a priority for an aggressive law enforcement strategy, designed to slow or halt the spread of this drug. As the scope of the methamphetamine problem extends beyond the capabilities of a single entity, many partnerships have been forged in response to this threat to public safety, public health and the sovereignty of our State's environment. The DPS – CJ/LE Program has placed great emphasis on the establishment of a comprehensive Memorandum of Understanding/Agreement between all partners of the multi-jurisdictional enforcement group so that a more comprehensive understanding of responsibilities and expectations exist. Through local, state and federal collaborations and a continued aggressive response, we anticipate the rise in methamphetamine related activity to peak and eventually decline.

During the past three fiscal years, the following statistics were collected for the Multi-Jurisdictional Drug Task Forces funded by the DPS – CJ/LE Program in the State of Missouri. The following statistics are an example of the data collected through the Quarterly Progress Reports. More detailed information can be reviewed in Section III and IV of this report.

	<u>FY07</u>	<u>FY08</u>	<u>FY09</u>
Arrested with one or more drug charges:	6,485	6,067	6,393
Arrested with no drug charges:	942	880	930
Total drug arrests:	7,427	6,923	7,323
Search warrants served:	1,047	1,029	1,088
Consent searches performed:	3,606	3,434	3,718
Methamphetamine labs seized/destroyed:	906	954	1,206
New drug distribution organizations identified:	162	114	126

Ounces of Drugs Seized

Marijuana:	179,389	375,502	157,861
Methamphetamine:	6,721	1,508	2,816
Cocaine:	17,968	14,017	5,610
Crack:	667	291	297
Heroin:	739	180	589
LSD	1	1	19
PCP:	531	275	897
Ecstasy:	202	38	566
Pseudoephedrine / Ephedrine:	280	1,952	592
Anhydrous Ammonia:	7,786	6,852	5,168
Other Drugs:	1,315	7,734	450

Total value of all drugs seized:	\$35,903,821	\$99,054,784	\$32,428,539
-----------------------------------------	--------------	--------------	--------------

Doses of Drugs Seized

Ecstasy:	202.37	13,195	20,332
Pseudoephedrine / Ephedrine:	280.16	50,957	14,009

Gallons of Drug Precursors Seized

Anhydrous Ammonia:	2,205	3,928	119
---------------------------	-------	-------	-----

Top Five Drug Arrest Charge Codes:

	<u>FY07</u>	<u>FY08</u>	<u>FY09</u>
Poss/Marijuana	Poss/Marijuana	Poss/Marijuana	Poss/Marijuana
Poss/Methamphetamine	Poss/Methamphetamine	Poss/Methamphetamine	Sale/Methamphetamine
Sale/Methamphetamine	Sale/Methamphetamine	Poss/Methamphetamine	Poss/Methamphetamine
Poss/Paraphernalia	Poss/Paraphernalia	Poss/Paraphernalia	Sale/Marijuana
Sale/Marijuana	Sale/Marijuana	Sale/Marijuana	Poss/Paraphernalia

*The above statistical data is obtained from Quarterly Reports submitted by the multi-jurisdictional drug task force groups receiving JAG funding between July 1, 2006 and June 30, 2009.

Prosecution and Court Programs

During the 2008/2009 funding cycle, this purpose area provided funding assistance to three (3) projects for an award of \$101,535.09. These programs are designed to improve the criminal juvenile justice system's response to domestic and family violence, including spouse abuse and child abuse.

Prevention and Education Programs

During the 2008/2009 funding cycle, this purpose area provided funding assistance to one (1) project for an award of \$201,078.28. This program is designed to provide the proper supplies and reference materials to law enforcement officers and emergency personnel to help safely respond to clandestine methamphetamine lab incidents and not harm the environment.

Corrections and Community Corrections Programs

No funding assistance was provided to this purpose area during the 2008/2009 funding cycle. Corrections Programs aim to supervise offenders and prepare them for return to their communities. Correctional agencies give inmates opportunities to develop life and work skills that will help their return be successful and are using treatment, work, education, and mental health programs to build these skills. Community-based-corrections are a criminal corrections option that provides an offender with sanctions, supervision, and treatment in a community setting instead of in prison.

Drug Treatment Programs

No funding assistance was provided to this purpose area during the 2008/2009 funding cycle. Drug-treatment-programs identify and meet the treatment needs of adult and juvenile drug dependent and alcohol-dependent offenders. Such programs can include behavioral therapy (such as counseling, cognitive therapy, or psychotherapy), medications, or a combination of both and are intended to provide intensive assistance to those individuals that are battling a substance abuse addiction.

Planning, Evaluation, and Technology Improvement Programs

During the 2008/2009 funding cycle, this approved purpose area provided funding assistance to six (6) projects for an award of \$364,469.17. The enhancement of the state's ability to collect accurate criminal history record information, in a timely manner, remains a top priority for the State of Missouri. The ultimate goal of this approved purpose area is to provide the financial mechanism that will enable the State to collect required criminal records data from all criminal justice entities and provide the appropriate storage mechanism within the Missouri Criminal Records Repository. In addition, local criminal justice agencies must be automated for criminal justice reporting to the state central repository if the reports are to be timely, accurate and complete.

Crime Victim and Witness Programs

No funding assistance was provided to this purpose area during the 2008/2009 funding cycle. Crime victim and victim-witness-programs are designed to provide victims, witnesses to crimes, and jurors with services while involved in the criminal justice system. As a victim, such programs are geared to help deal with feelings of confusion, frustration, fear, and anger and explain your rights as a victim or witness. Other activities include advocacy for victims who encounter difficulty accessing services or who believe their statutory or constitutional rights have been denied and notification and assistance to victims whose offender has the potential for parole.

Administrative Expenses

During the 2008/2009 funding cycle, the Missouri Department of Public Safety set aside \$623,511.70 from the FY2007 Edward Byrne Memorial State Justice Assistance Grant (JAG) Program award for administrative cost associated with the management and coordination of the JAG Program. The Missouri Department of Public Safety is able to support, in part or in whole, the DPS - CJ/LE Program staff and support staff as well as other operational expenses.

FY10 STRATEGIC PLAN IMPLEMENTATION

In January 2009, the DPS – CJ/LE Program staff conducted a JAG grant pre-bid workshop for local agencies for the 2009/2010 grant cycle. This workshop was held in Jefferson City, Missouri. All eligible applicants were invited to attend the workshop, which explained the grant application process and allowable cost items.

Implementation of the 2009/2010 funding year began with the review of project applications by a grant review committee consisting of the DPS – CJ/LE Program staff and individuals from the criminal justice and private sector. Sixty-one (61) requests for Edward Byrne Memorial Justice Assistance Grant (JAG) funding were reviewed within the approved project categories as described below. The grant evaluation process was competitive in nature, and only those grant applications

determined to coordinate with the goals and objectives of the statewide strategy were considered for funding. Thirty-three (33) grant awards were made to state and local recipients. Following is a brief summary on each category funded through the DPS – CJ/LE Program during the 2009/2010 funding cycle. Evaluation plans for these programs are provided in Section II of this report.

Law Enforcement Programs

Funding for Multi-Jurisdictional Drug Task Force projects was the largest funding category for the DPS – CJ/LE Program during funding year 2009/2010. The DPS – CJ/LE Program awarded \$1,359,266.76 to twenty-seven (27) multi-jurisdictional / multi-agency enforcement groups throughout the state. Of these enforcement groups, 26 were multi-jurisdictional drug task forces. And of the 114 counties in the State of Missouri, 88 are active participants / members of the multi-jurisdictional enforcement effort.

The focus of this category is the multi-jurisdictional, multi-agency counter-drug enforcement effort. During 2009/2010, methamphetamine continues to be a priority for an aggressive law enforcement strategy that is designed to slow or halt the spread of this drug. Because the problems associated with this drug transcend boundaries, partnerships have been forged to address public safety, public health and the environmental sovereignty of our state in response to methamphetamine. The DPS – CJ/LE Program will continue to place great emphasis on the establishment of a comprehensive Memorandum of Understanding/Agreement between all partners of the multi-jurisdictional enforcement group so that a more comprehensive understanding of responsibilities and expectations exist. Through local, state and federal collaborations and a continued aggressive response, we anticipate the decline in methamphetamine related activity noted in previous fiscal years will continue.

Prosecution and Court Programs

During the 2009/2010 funding period, Prosecution and Court programs will receive funding in the amount of \$100,550.63. This approved purpose area provides financial assistance to three (3) projects to implement and enhance the response of criminal justice agencies to criminal activity. Training of law enforcement, prosecution, judicial, and medical staff may also be provided on proper handling / processing of these cases as well as establishment of communication lines between involved criminal justice agencies leads to effective resolution of this problem.

Prevention and Education Programs

During the 2009/2010 funding period, Prevention and Education programs will receive funding in the amount of \$172,567.07. This approved purpose area provides financial assistance to one (1) project. This purpose area aids in providing the proper supplies and reference material to Missouri law enforcement, fire service and other emergency response officials to help them safely respond to methamphetamine laboratory incidents and perform their jobs with reduced risk of injury to themselves, the public, and the environment.

Corrections and Community Corrections Programs

No funding assistance provided to this approved purpose area during the 2009/2010 funding cycle.

Drug Treatment Programs

No funding assistance provided to this approved purpose area during the 2009/2010 funding cycle.

Panning, Evaluation, and Technology Improvement Programs

During the 2009/2010 funding period, Planning, Evaluation, and Technology Improvement projects will receive funding in the amount of \$116,183.95. This approved purpose area provides financial assistance to two (2) projects to enhance the State's ability to collect accurate criminal history record information, in a timely manner. This goal remains a top priority for the State of Missouri and this approved purpose area provides the financial mechanism that enables the State to collect the required criminal records data from all criminal justice entities and provide the appropriate storage mechanism within the Missouri Criminal Records Repository. In addition, local criminal justice agencies are assisted with automated criminal justice reporting to the state central repository to ensure reports are timely, accurate and complete.

COORDINATING PROGRAMS/PROJECTS

1033 Excess Property Program

During July 1, 2008 and June 30, 2009, there continued to be a slight increase in the number of agencies that registered to participate in the 1033 Excess Property Program (Program), along with a slight increase in the number of agencies that are processing the requests over what we saw in FY08. Local agencies are continuing to experience financial and manpower

cutbacks, which have resulted in a need to find alternative means to receive equipment. The electronic screening process for the Program has assisted the participating agencies in locating property by means of the Internet-based website for the Defense Reutilization and Marketing Services (DRMS). Once the property is located and approved for the agency to receive, they can now have the property shipped to their agency by a private common carrier, once they have established an account with that carrier. This has greatly reduced the manpower travel time and costs for the agency. The Department of Public Safety (DPS) staff continues to train the local agencies on how to screen and tag property on the DRMS web site. This has contributed to the continuing increase of registered agencies processing requests. This in turn increases the total dollar amount of property the State receives each fiscal year.

As an approved Transitional Distribution Center (Center), DPS staff continues to screen and tag all the information technology equipment, such as desktop and laptop computers, and bring it back to the Center to be refurbished. We then issue the equipment to requesting local agencies from our DPS warehouse in Jefferson City, Missouri. We have lost the support of the guardsman due to budget cuts that was assigned to assist with the Program from the Missouri National Guard Counter-Drug Unit. We have managed to hire the guardsman that was stationed at the warehouse as a temporary employee to continue on a part time basis. He is continuing to refurbish the Information Technology equipment. This IT equipment is assisting law enforcement agencies in capturing crime statistic data, along with managing records, and inter-agency networking via the Internet.

Some of the types of property the local agencies are tagging include watercraft, for the agencies located along one of the many rivers or lakes in the state; generators, to assist during power losses due to storms; off-road 4x4 vehicles, to assist with marijuana eradication; and specialty gear that the tactical teams are using, such as night vision goggles, spotting scopes, red dot rifle scopes and load bearing tactical vests.

Local Law Enforcement Block Grant Program

The Local Law Enforcement Block Grant Program (LLEBG/JAG), now approaching its eleventh (11th) year of funding, has become an essential funding mechanism for law enforcement. Requiring as little as 10% local cash match, this program is essential for small law enforcement agencies with limited resources, whose funding requests support the program objective of reducing crime and improving public safety. Originating in the HR728 Local Government Law Enforcement Block Grant Act of 1995, and authorized under the Omnibus Fiscal Year 1996 Appropriations Act (Public Law 104-134), this program continues to enhance the strategy and efforts of DPS – CJ/LE Program.

In FY2005, the Bureau of Justice Assistance blended the Edward Byrne Memorial Formula Grant (Byrne) and the Local Law Enforcement Block Grant (LLEBG) into a single funding mechanism called the Edward Byrne Memorial Justice Assistance Grant (JAG) program. For simplicity reasons, the DPS - CJ/LE Program continued the two grants separately in the Missouri in order to fund 12 month projects under the JAG Program and 6 month projects under the LLEBG Program.

During the 2008/2009 reporting period, DPS made 106 LLEBG/JAG grant awards to law enforcement agencies across the State. The total award amount for this period was \$487,272.61. Short-term contracts are awarded in amounts up to \$10,000 for purchase of basic law enforcement and officer safety equipment that will enable Missouri law enforcement to meet their local needs. Such items include, but are not limited to light bars, sirens, mobile and portable radios, flashlights, handcuffs, leg irons, protective clothing, reflective and ballistic vests, car cages, and trauma kits. The LLEBG/JAG contracts, administered by the DPS - CJ/LE, are awarded only to law enforcement agencies through their respective city or county.

Internet Cyber Crime Grant Program (ICCG)

The Internet Cyber Crime Grant Program is a state-funded grant initiated in FY07. Although ICCG was not funded by JAG during this funding period, it is included in this report because of its importance to improving public safety and reducing crime within the State of Missouri. The total award amount for the 2008/2009 period was \$1,501,200 for the contract period of June 1, 2008 to May 31, 2009. ICCG contracts required a 10% cash or in-kind match of the total project cost. The goal of this program was to make funds available to Multi-Jurisdictional Internet Cyber Crime Law Enforcement Task Forces and other law enforcement agencies to prevent and control Internet cyber crime and improve public safety. During the 2008/2009 reporting period, this goal was achieved through funding of detective and computer forensic personnel salaries whose focus was investigation of Internet sex crimes against children, including but not limited to, enticement of a child and possession/promotion of child pornography, to provide funding for the training of law enforcement personnel for these investigations, and to provide funding for equipment and other items necessary in performing these investigations.

II. FY10 EVALUATION & ACTIVITIES

JAG EVALUATION DESIGN

The Edward Byrne Memorial Justice Assistance Grant (JAG) program provides criminal justice authorities with substantial support in their endeavors to address Missouri's illicit drug and violent crime problems. The U.S. Department of Justice, Bureau of Justice Administration (BJA) administers the JAG program at the federal level, and the DPS administers it at the state level.

Program evaluation is an essential CJ/LE Program responsibility required by its enabling legislation. To meet this responsibility, BJA has provided states with guidelines, technical training, and support for assessing these projects. In Missouri, the DPS has contracted with the Missouri State Highway Patrol (MSHP), Statistical Analysis Center (SAC) to administer the evaluation component of the JAG program.

The following is a description of the 2009/2010 JAG program evaluation designs developed by SAC and approved by DPS. These evaluations are mostly administrative or process in nature.

Law Enforcement Programs

The Multi-Jurisdictional Task Force Program continues to be a critical component to drug enforcement efforts throughout the State. This concept takes a multi-agency approach where resources and manpower can be combined to cover a larger geographic area. Agents working for task forces are commissioned to work within any jurisdiction participating in the program. Cooperation and communication within these units is the key to being successful in their enforcement efforts. Cooperative agreements are developed for all agencies involved in the task force as well as entering into agreements with federal agencies. Law Enforcement projects are required to complete quarterly progress report that describe work completed and work in progress, as well as any impediments preventing the project from being successfully completed at the end of the contract period.

❖ **Jackson County Drug Abatement Response Team (DART):** This project continues support to DART, a multi-jurisdictional initiative to identify and shut down drug houses and street level narcotics operations in thirteen municipal jurisdictions in Jackson County. The goal of this program is to eliminate illegal drug activity in the Jackson County community by coordinating and utilizing several sources. Through these efforts, the quality of life in the target area is restored and protected. Suspected drug activity can be anonymously reported to DART members who then communicate the information to law enforcement for investigation. DART also coordinates street level investigations, buy / bust and reverse sting operations, property fire and housing code inspections of suspected drug houses, and notification of drug activity and its consequences to property owners. Property owner seminars, community presentations, and citizen training given on recognition of drug activities are provided by DART members.

EVALUATION DESIGN: The grantee will be evaluated on the following criteria:

- Overall project management and support services employed to implement the project.
- Number of citizen reports of drug activity received by DART.
- Number of drug houses and drug distribution operations closed.
- Number of property owners trained on drug activity recognition.
- Number of buy/bust/reverse sting operations coordinated with Patrol officers, community police, and prosecutors.
- Number of property fire hazard and building code inspections completed, and number of notifications of drug activity made to property owners.
- Number of community organizations given drug awareness presentations or training.
- Other major work efforts and activities performed under auspices of this project.

The grantee is required to complete quarterly progress reports on this project. Status reports should describe work completed and work in progress, as well as any impediments preventing the project from being successfully completed at the end of the contract period.

❖ Multi-Jurisdictional Task Force Projects

The following twenty-six (26) multi-jurisdictional drug task forces are required to submit quarterly progress reports to the MJTF Automated Information System:

- **Adair County - North Missouri (NOMO) Drug Task Force**
- **Audrain County - East Central Drug Task Force**
- **Barry County - Southwest Missouri Drug Task Force**
- **Bridgeton City - North County MEG Multi-Jurisdictional Drug Task Force**
- **Buchanan County Drug Strike Force**
- **Camden County - Lake Area Narcotics Enforcement Group (LANEG)**
- **Excelsior Springs City - Clay County Drug Task Force**
- **Franklin County Narcotics Enforcement Unit**
- **Greene County - Combined Ozarks Multi-Jurisdictional Enforcement Team (COMET)**
- **Howell County - South Central Drug Task Force**
- **Jackson County Multi-Jurisdictional Drug Task Force**
- **Jasper County Drug Task Force**
- **Jefferson City - Mid-Missouri Unified Strike Team and Narcotics Unit (MUSTANG)**
- **Jefferson County Municipal Enforcement Group**
- **Kansas City Multi-Jurisdictional Task Force**
- **Lafayette County Narcotics Unit Task Force**
- **Leadington City - Mineral Area Drug Task Force**
- **Monroe City - Northeast Missouri (NEMO) Narcotics Task Force**
- **Morgan County - Mid-Missouri Multi-Jurisdictional Drug Task Force**
- **Pemiscot County - Bootheel Drug Task Force**
- **Platte County Multi-Jurisdictional Enforcement Group**
- **Poplar Bluff City - Southeast Missouri (SEMO) Drug Task Force**
- **St. Charles County Regional Drug Task Force**
- **St. Clair Community Narcotics Enforcement Team (CNET)**
- **St. Louis City Metro Multi-Jurisdictional Undercover Drug Program**
- **St. Louis County Multi-Jurisdictional Drug Task Force**

EVALUATION DESIGN: Drug Task Forces are required to complete quarterly progress reports compliant with the Drug Task Force Automated Information System. The quarterly progress report is as follows:

**Missouri Department of Public Safety
Multi-Jurisdictional Task Force
Quarterly Progress Report Instructions**

This instruction sheet is to aid Multi-Jurisdictional Task Force (MJTF) grantees in completing the required quarterly progress report for the Missouri Department of Public Safety.

1. **Date Submitted:** Date submitted to Department of Public Safety
2. **Grant Name:** Grant name and contract number as designated within grant records
3. **Contact Person:** Person completing this report or person designated within grant as OIC
4. **Contact Person's Agency Name**
5. **E-Mail Address**
6. **Contact Information:**
 - a. Phone Number
 - b. Fax Number
7. **Reporting Period:**
 - a. Quarterly Reporting Year
 - b. Quarter Number and Quarterly Reporting Period: Select the quarter number and reporting period from the drop down box once the cell is selected.
8. **Number of law enforcement agencies involved in Multi-Jurisdictional Task Force (MJTF) work activities.**

The total number of law enforcement agencies comprising the MJTF as well as any others participating in MJTF work activities during the reporting period. (DO NOT duplicate statistical data that has been reported by another participating agency.)
9. **Number of law enforcement officers participating in MJTF work activities:**
 - a. Part-time
 - b. Full-time
10. **Investigations/Cases**
 - A. The number of MJTF investigations/cases active at the start of the quarter.

For the second and subsequent quarters, the number of "carried in" active cases should match those reported in Question 10E on the previous quarter's report.

Investigations/Cases should be counted as those incidents involving task force action resulting in post-response reports being written. Until this occurs, tips and information received should be considered gathered intelligence, not individual cases.
 - B. The number of new investigations/cases initiated during the quarter.
 - C. The total number of MJTF cases active during the quarter. This number should be the sum of item A and item B and will automatically calculate in the report spreadsheet.
 - D. The number of cases disposed of by the MJTF during the quarter.
 - E. The total number of cases remaining active at the end of the quarter. This number is calculated by subtracting Item D from Item C. This number should be entered on line 10A of the next Quarterly Progress Report.
 - F. The number of MJTF cases with evidence submitted this quarter to a State Crime Lab.

11. Arrest Activity

- A. The number of people arrested and charged with one or more drug offenses.
- B. The number of people arrested and charged with other criminal offenses not involving drugs.

Total number of persons arrested. This number is calculated by adding Items A and B.

- C. All law enforcement charges associated with offenders arrested through MJTF actions during the quarter. All charges proffered against offenders are to be listed. Total charges must equal or exceed the total number of persons arrested. For example, a drug user is arrested for possession of crack. After arrest, he assaults an officer. The quarterly report should indicate a charge for crack possession listed under 1) Drug Paraphernalia/Possession and a charge for resisting arrest/assault against police listed in 3) Other Charges. Result: One arrested person is reported with two charges (illicit drug possession and assault) from this single incident.
 - 1) The number and type of charges related to drug paraphernalia/possession during the reporting period.
 - 2) The number and type of charges related to drug sales and/or manufacturing during the reporting period.
 - 3) The number and type of non-drug charges during the reporting period.

12. Informant Expenses, Drug Purchases and Free Samples

- A. The number of drug buys made through MJTF activities during the reporting period.
- B. Dollar value of drugs purchased through drug buys during the reporting period.
- C. The number of reverse drug buys made through the MJTF activities during the reporting period.
- D. Dollar value of reverse drug buys during the reporting period.
- E. The number of free drug samples received during the reporting period.
- F. The estimated dollar value of drugs received through free samples during the reporting period. Use the local street value of the drugs at the time they were received to make the estimate.
- G. The quantities and type of drugs acquired through drug buys, reverse drug buys, and free samples received during the reporting period. Enter the suspected drug type; do not wait for scientific lab examination results. Drug weights may be reported using various units of measure (kg, lb, oz, grams, etc.). For example, two kilos of cocaine are purchased from one distributor, another kilo is purchased from a second distributor in another case, five ounces are acquired through free samples, and eight grams are obtained from street buys during the quarter. In Section 12E 2) Cocaine, enter 3 in the "Kilograms" column, 5 in the "Ounces" column, and 8 in the "Grams" column.

In the report spreadsheet, all quantities entered (kg, lb, oz, grams, and/or doses/pills) will automatically be converted to Ounces and will be summed in the "Total Ounces" column.
- H. The total number of active informants paid during the reporting period.
- I. The total dollar amount expended acquiring information from active informants during the reporting period.

13. Tracking Drug Trafficking Organizations

- A. The number of new Drug Trafficking Organizational and/or Link Analysis Charts completed during the period through MJTF work activities.
- B. The number of new drug trafficking organizations identified through MJTF operations during the reporting period.

14. Search Warrants

- A. The number of search warrants applied for by the MJTF during the reporting period.

- B. The number of search warrants authorized for service by the MJTF during the reporting period.
- C. The number of search warrants served by the MJTF during the reporting period. *In the narrative (item #18), please indicate the number of warrants served in each county of your jurisdiction.*
- D. The number of search warrants served by the MJTF during the reporting period which resulted in drug and/or paraphernalia seizures.
- E. The number of consent searches and “knock and talk” incidents involving the MJTF during the reporting period.

15. Marijuana Eradicated and Methamphetamine Drug Labs Destroyed

- A. The quantities of marijuana *destroyed* through eradication operations during the reporting period. Enter the suspected marijuana type; do not wait for scientific lab examination results. Marijuana weight may be reported using various units of measure (kg, lb, oz, grams, etc.). For example, 50lbs of wild “ditchweed”, 32 kilos of cultivated marijuana, and 10 sinsemilla plants are destroyed through eradication during the quarter. In Section 15A 1) Wild, enter 50 in the “Pounds” column. On line 2) Cultivated, enter 32 in the “Kilograms” column. On line 3) Sinsemilla, enter 10 in the “Plants” column.

In the report spreadsheet, all quantities entered (kg, lb, oz, grams, and/or doses/pills) will automatically be converted to Ounces and will be summed in the “Total Ounces” column.

NOTE: If a quantity of marijuana is seized for evidence and not destroyed, enter it in Section 16.

- B. The number of methamphetamine drug labs *destroyed* during the reporting period. Please indicate the number of methamphetamine drug labs destroyed in each county in your narrative for Question 18.

NOTE: If there is some question as to whether or not the destroyed lab is a methamphetamine lab, please contact Mr. Eric Shepherd, Missouri Department of Public Safety, at (573) 751-5997.

16. Drug Seizures

- A. The estimated dollar value of all drugs seized during the reporting period. Use the local street value of the drugs at the time they were seized.

NOTE: Do not include marijuana destroyed through eradication operations as reported in Section 15.

- B. The quantities and type of drugs seized during the reporting period. Enter the suspected drug type; do not wait for scientific lab examination results. Drug weights may be reported using various units of measure (kg, lb, oz, grams, etc.). For example, five kilos of cocaine are seized in three investigations/cases and 10 grams are seized in another during the quarter. In Section 16B 2) Cocaine, enter 5 in the “Kilograms” column and 10 in the “Grams” column.

In the report spreadsheet, all quantities entered (kg, lb, oz, grams, and/or doses/pills) will automatically be converted to Ounces and will be summed in the “Total Ounces” column.

17. Property Seizures/Forfeitures

The number and estimated dollar value of property seized or forfeited during the quarter by type.

Enter seizures and forfeitures separately. If property is seized and forfeited during the same reporting period, enter the quantity and dollar value of the property under both the “Seized during reporting period” and “Forfeited during reporting period” columns.

18. Describe all work activities or areas of interest/concern not reported in the sections above. Also, please indicate the number of search warrants served and the number of methamphetamine drug labs destroyed in each county of your jurisdiction:

Indicate any other activity or information not reported elsewhere on this form that directly addresses any action and/or condition specified in your MJTF contract. In addition, include a description of any other activities that will assist the Department of Public Safety to properly review and evaluate the program. For example, it might be appropriate to describe (without confidential information or details) a lengthy intelligence operation, which has not yet resulted in arrests or significant drug/asset seizures. Describe all special training programs completed by MJTF officers (SERT, polygraph, or criminal prosecution classes, for example). Please mention topics and areas of concern you would like to discuss at the next Department of Public Safety Task Force quarterly meeting. Also indicate the number of search warrants served and methamphetamine labs destroyed in each county of your jurisdiction for the reporting period.

19. Signature of Officer in Charge: Reports submitted electronically should include the Officer's typewritten name. Reports mailed should include the Officer's original signature.

20. Date

**Missouri Department of Public Safety
Multi-Jurisdictional Task Force
Quarterly Progress Report**

1. Date Submitted _____ 2. Grant Name _____
mo. day yr.

3. Contact Person _____ 4. Agency Name _____

5. E-Mail Address _____ 6a. Phone Number () _____ 6b. Fax Number () _____

7a. Quarterly Reporting Year _____ 7b. Quarter Number and Quarterly Reporting Period _____

8. No. of law enforcement agencies involved in multi-jurisdictional task force (MJTF) work activities _____

9. No. of law enforcement officers participating in MJTF work activities

A) Assigned Part Time _____ B) Assigned Full Time _____

10. Investigations/Cases

A) No. of active investigations/cases carried in from last quarter _____
 B) No. of new investigations/cases initiated this quarter + _____
 C) Total No. of cases active during this quarter (Add item A to item B) = _____
 D) No. of cases disposed of this quarter - _____
 E) No. of cases carried into next quarter (Subtract item D from item C) = _____
 F) No. cases with evidence submitted this quarter to a State crime lab _____

11. Arrest Activity

A) No. of persons arrested for one or more drug offenses _____
 B) No. of persons arrested for other types of criminal offenses (no drug charges) + _____
 C) Total No. of persons arrested (Add item A to item B) = _____

C) Total No. of charges associated with arrests:

1) Drug Paraphernalia/Possession	2) Drug Sales/Manufacture	3) Other Charges
a) Marijuana _____	a) Marijuana _____	a) Resisting Arrest/ Assault against Police _____
b) Cocaine _____	b) Cocaine _____	b) Murder _____
c) Crack _____	c) Crack _____	c) Assault _____
d) Methamphetamine _____	d) Methamphetamine _____	d) Child Endanger. _____
e) Heroin/Opiates _____	e) Heroin/Opiates _____	e) Kidnapping _____
f) Hallucinogens - LSD _____	f) Hallucinogens - LSD _____	f) Weapons _____
g) Hallucinogens – PCP _____	g) Hallucinogens – PCP _____	g) Other _____
h) Paraphernalia _____	h) Ecstasy _____	
i) Ecstasy _____	i) Psuedoephedrine/ Ephedrine _____	
j) Psuedoephedrine/ Ephedrine _____	j) Anhydrous Ammonia _____	
k) Anhydrous Ammonia _____	k) Other illicit drugs _____	
l) Other illicit drugs _____		

12. Informant Expenses, Drug Purchases and Free Samples

- A) No. of drug buys made: _____
- B) Dollar value of drug buys during this period: \$ _____
- C) No. of reverse drug buys made: _____
- D) Dollar value of reverse drug buys during this period: \$ _____
- E) No. of free samples received: _____
- F) Estimated dollar value of drugs received from free samples during this period: \$ _____
- G) Drugs purchased and/or received from drug buys, reverse drug buys, and free samples _____

(Enter quantities at time of receipt):

	Kilograms	Pounds	Ounces	Grams	Doses/Pills
1) Marijuana	_____	_____	_____	_____	_____
2) Cocaine	_____	_____	_____	_____	_____
3) Crack	_____	_____	_____	_____	_____
4) Methamphetamine	_____	_____	_____	_____	_____
5) Heroin/Opiates	_____	_____	_____	_____	_____
6) Hallucinogens - LSD	_____	_____	_____	_____	_____
7) Hallucinogens - PCP	_____	_____	_____	_____	_____
8) Ecstasy	_____	_____	_____	_____	_____
9) Psuedoephedrine/Ephedrine	_____	_____	_____	_____	_____
10) Anhydrous Ammonia	_____	_____	_____	_____	_____
11) Other illicit drugs	_____	_____	_____	_____	_____

13. Tracking Drug Trafficking Organizations

- A) No. of new Drug Trafficking Organization Charts and/or Link Analysis Charts completed this identified this quarter _____
- B) No. of new Drug Trafficking Organizations identified this quarter _____

14. Search Warrants

- A) No. of search warrants applied for during this period: _____
- B) No. of search warrants authorized during this period: _____
- C) No. of search warrants served during this period:* _____
- D) No. of search warrants served resulting in drug and/or paraphernalia seizures: _____
- E) No. of consent searches conducted during this period: _____

* Please indicate (in the narrative) the number of warrants served in each county of your jurisdiction.

15. Marijuana Eradicated and Methamphetamine Drug Labs Destroyed - Indicate the types of marijuana destroyed through eradication operations. Indicate the number of methamphetamine drug labs destroyed as a result of search warrants, consent searches, arrests, and/or other multi-jurisdictional task force actions.

(Enter quantities at time of incident):

A) Marijuana destroyed:	Kilograms	Pounds	Ounces	Grams	Plant
1) Wild	_____	_____	_____	_____	_____
2) Cultivated	_____	_____	_____	_____	_____
3) Sinsemilla	_____	_____	_____	_____	_____

B) No. of methamphetamine drug labs destroyed: _____

In the narrative, please indicate the county (or counties) the methamphetamine drug labs were destroyed and the number of labs destroyed in each county.

16. Drug Seizures - Describe the types of drugs seized as a result of search warrants, consent searches, and arrests.

(Exclude drug buys and free samples):

A) Estimated dollar value of all drugs seized, based on local street cost: \$_____

B) Drugs seized **(Enter quantities at time of seizure):**

	Kilograms	Pounds	Ounces	Grams	Doses/Pills
1) Marijuana	_____	_____	_____	_____	_____
2) Cocaine	_____	_____	_____	_____	_____
3) Crack	_____	_____	_____	_____	_____
4) Methamphetamine	_____	_____	_____	_____	_____
5) Heroin/Opiates	_____	_____	_____	_____	_____
6) Hallucinogens - LSD	_____	_____	_____	_____	_____
7) Hallucinogens - PCP	_____	_____	_____	_____	_____
8) Ecstasy	_____	_____	_____	_____	_____
9) Psuedoephedrine/Ephedrine	_____	_____	_____	_____	_____
10) Anhydrous Ammonia	_____	_____	_____	_____	_____
11) Other illicit drugs	_____	_____	_____	_____	_____

17. Property Seizures/Forfeitures:

	Seized during reporting period		Forfeited during reporting period	
	Quantity	Est. Value	Quantity	Est. Value
A) Real Estate/Buildings and Homes	_____	_____	_____	_____
B) Real Estate/Land items, stamp/coin collections, jewelry, etc.)	_____	_____	_____	_____
D) Motor Vehicles	_____	_____	_____	_____
E) Weapons	_____	_____	_____	_____
F) Currency (\$)		_____		_____
G) Other Assets - Describe:		_____		_____
_____	_____	_____	_____	_____

18. Describe all work activities or areas of interest/concern not reported in the sections above. Also, please indicate the number search warrants served and the number of methamphetamine drug labs destroyed in each county of your jurisdiction.

19. Signature of Officer in Charge _____ 20. Date _____

Prosecution and Court Programs

This purpose area provides financial assistance to implement and enhance the response of criminal justice agencies to criminal activity. Training of law enforcement, prosecution, judicial, and medical staff on handling/processing criminal cases as well as establishment of communication between involved criminal justice agencies leads to effective problem resolution.

❖ **St. Louis City Crime Community Strike Force:** This project continues to fund the salary of one investigator and support a special unit with the St. Louis Circuit Attorney's Office to focus on suppression, law enforcement activities, and crime prevention techniques in areas with specific crime problems, known as "Hot Blocks". The goal of the project is to increase community safety and reduce criminal activity. This goal will be achieved by: 1) Effectively utilizing Circuit Attorney's Office resources to make the greatest impact on residents' safety; 2) Collaborating with St. Louis Metropolitan Police Department with response and prevention of crime in areas with specific crime problems; 3) Enhancing prosecution and implementing deterrence strategies; 4) Establishing strong law enforcement presence in high crime rate areas; and 5) Providing community education and fostering communication with residents.

EVALUATION DESIGN: The grantee will be evaluated on the following criteria:

- Overall project management, training, and services employed to support the project
- Number of "Hot Block" areas identified in City of St. Louis and number of offenders prosecuted for crimes in these areas
- Number of collaborative responses made by St. Louis Circuit Attorney's Office and St. Louis Metropolitan Police Department
- Number of prosecution enhancement and deterrence strategies implemented
- Number of law enforcement responses made to "Hot Block" neighborhoods
- Pre and post program comparative crime rates for "Hot Block" areas
- Number of community crime education activities performed
- Other major work effort and activities performed under auspices of the project

The grantee is required to complete quarterly progress reports on this project. Status reports should describe work completed and work in progress, as well as any impediments preventing the project from being successfully completed at the end of the contract period.

❖ **St. Louis City - Domestic Violence Investigator:** This project continues support of a misdemeanor domestic violence investigator to work with the St. Louis Attorney's Office domestic violence attorney. The goal of this project is to increase community safety and reduce domestic violence in the City of St. Louis through cooperative efforts of the Misdemeanor Domestic Violence Investigator and the Circuit Attorney Office Violent Unit. This goal will be achieved by two objectives: 1) Focus will be placed on misdemeanor domestic violence information being shared thus encouraging participation and subsequently reducing the number of cases dismissed for failure of prosecution; 2) Focus efforts on enhancing misdemeanor domestic violence investigation, evidence collection, and trial preparation for prosecution.

EVALUATION DESIGN: The grantee will be evaluated on the following criteria:

- Overall project management, training, and services employed to support the project
- Number of domestic violence cases prosecuted by the St. Louis City Attorney's Prosecutors Office at the end of the contract period
- Rate of change in domestic violence cases prosecuted compared to a like period prior to the grant project
- Number of domestic violence cases investigated and directly prosecuted by the domestic violence team
- Number of non-domestic violence cases investigated and prosecuted by the domestic violence team.
- Number of domestic violence victims provided information of support services
- Hours expended on domestic violence investigation, evidence collection, and trial preparation
- Other major work effort and activities performed under auspices of the project

The grantee is required to complete quarterly progress reports on this project. Status reports should describe work completed and work in progress, as well as any impediments preventing the project from being successfully completed at the end of the contract period.

❖ **Washington County Special Investigator Of Crimes Against Children Program:** This program continues support of a special investigator to collaborate with Washington County's Prosecuting Attorney's Office to investigate crimes involving children. The goals of the program are: 1) Improve the criminal justice system's response to serious child abuse cases through collaborative agency efforts; and 2) Specialize and improve investigations and increase prosecution rates of child abuse offenders. The objectives of the program are: 1) Investigate incidents of child sexual and felonious physical abuse and fatality cases; 2) Lead and coordinate a multidisciplinary team investigating child abuse cases; and 3) Improve life conditions of victims and non-offending parents by removing contacts with offenders.

EVALUATION DESIGN: The grantee will be evaluated on the following criteria:

- Overall project management, training, and support services employed to implement the program
- Hours expended by Special Investigator on child fatality and child sexual and felonious physical child abuse cases
- Number of agencies involved in coordinated multidisciplinary investigation teams
- Hours expended by team agencies on child abuse and child involved domestic violence cases
- Number of child sexual and felonious physical child abuse cases investigated
- Prosecution rate of child sexual and felonious physical child abuse cases
- Conviction rate of child sexual and felonious physical child abuse cases
- Other major work efforts and activities performed under auspices of the project

The grantee is required to complete quarterly progress reports on this project. Status reports should describe work completed and work in progress, as well as any impediments preventing the project from being successfully completed at the end of the contract period.

Prevention and Education Programs

This purpose area provides supplies and reference materials to Missouri law enforcement, fire service, and other emergency response officials to help them promote safety and educate officers and the public on issues that affect themselves and the environment.

❖ **Missouri Department Of Natural Resources - Clandestine Drug Laboratory Collection Station:** This continuing project supports the Department of Natural Resources, Environmental Emergency Response Section, Environmental Services Program, to expand and enhance an existing project of responding to methamphetamine clandestine laboratory clean up requests. The goal of this project is to increase safety and reduce risk of injury to the staff, the public, and the environment exposed to clandestine laboratories. This goal will be achieved by three objectives: 1) Provide proper supplies and reference material to Missouri law enforcement, fire service, and other emergency response officials; 2) Provide supplies for processing and disposal of clandestine drug lab materials to clandestine drug laboratory collection stations; and 3) Provide on-site responses to clandestine methamphetamine laboratory incidents, when requested by law enforcement, fire station, and other emergency officials.

EVALUATION DESIGN: The grantee will be evaluated on the following criteria:

- Overall project management, training, and services employed to support the project
- Amount and type of supplies purchased specifically to reduce methamphetamine laboratory related injuries of emergency responders
- Number of injury and non-injury related laboratory incidents responded to
- Amount and type of supplies purchased specifically for processing and disposal of clandestine drug laboratory materials from clandestine drug laboratory collection stations
- Number of requests for on-site assistance to clandestine methamphetamine laboratory incidents by type of requestor (law enforcement, fire service, and other emergency response officials)
- Number of on-site responses to requests for assistance to clandestine methamphetamine laboratory incidents, by type of requestor (law enforcement, fire service, and other emergency response officials)
- Other major work effort and activities performed under auspices of the project

The grantee is required to complete quarterly progress reports on this project. Status reports should describe work completed and work in progress, as well as any impediments preventing the project from being successfully completed at the end of the contract period.

Corrections and Community Corrections Programs

No projects are being funding under this purpose area during the 2009/2010 funding period.

Drug Treatment Programs

No projects are being funding under this purpose area during the 2009/2010 funding period.

Planning, Evaluation, And Technology Improvement Programs

Local criminal justice agencies must be automated if their reporting to the State Central Repository is to be timely, accurate, and complete. When local agencies are automated and linked to the State Repository, they are able to search federal criminal files, state and federal wanted files, and other databases. Criminal justice databases are important tools when fighting crime and protecting citizens.

❖ **City Of Gladstone - Crime Analysis Program:** This continuing project involves development of a crime analysis program by Gladstone Department of Public Safety (DPS) that establishes a series of crime reporting procedures, systems, and recommendations that increases their crime solving abilities. The goal of this project is to provide an incident-based analysis of crime reports and records to the Gladstone DPS in an attempt to decrease criminal activity and increase the quality of life in the community of Gladstone. This goal will be achieved by five objectives: 1) Conduct daily acquisition of crime information from the Department's records management system, allied agencies, and personal contact with law enforcement; 2) Identify and disseminate information about crime patterns and crime series to the Department's Law Enforcement Bureau; 3) Prepare weekly crime bulletins; 4) Prepare and present complex and detailed statistical crime reports to the Department's Law Enforcement Commanders, and 5) Outreach to community patrons and businesses to develop community policing and crime prevention programs.

EVALUATION DESIGN: The grantee will be evaluated on the following criteria:

- Overall project management, training, and support services employed to implement the project
- Number of developed report systems and processes that improve police department crime solving
- Number of crime cases worked and cleared prior to and after development of crime analysis program
- Number of investigative leads identified by crime analysis program
- Number of community policing and crime prevention programs supported by program
- Other major work effort and activities performed under auspices of the project

The grantee is required to complete quarterly progress reports on this project. Status reports should describe work completed and work in progress, as well as any impediments preventing the project from being successfully completed at the end of the contract period.

❖ **Missouri State Highway Patrol - Administrative Data Analysis And Problem Identification Program:** This continuing project involves establishing a series of policies, procedures, systems, and reporting recommendations. The State of Missouri will effectively manage the Edward Byrne Justice Assistance Grant (JAG) Program by analyzing drug and violent crime environment in the State; assessing effectiveness of existing programs; and offering data and interpretive analysis support for development of new programs. The Missouri State Highway Patrol, coordinating their activities with Department of Public Safety's CJ / LE Program staff, will complete the following project goals: 1) Provide base-line information to properly assess Missouri's illicit drug and violent crime problems; 2) Support successful administration of Missouri's JAG Program by providing needed research, evaluation, and data processing services; 3) Develop and implement Missouri's UCR data collection application and output report application; and 4) Enhance capabilities of Missouri's criminal justice information systems in supporting statewide illicit drug and violent crime problem analysis and grant administration.

EVALUATION DESIGN: The grantee will be evaluated on the following criteria:

- Overall project management, training, and support services employed to implement the project.
- Assistance provided in successful development and / or modification of Missouri's drug and violent crime strategy required under the JAG Program including, but not limited to, conducting a statewide illicit drug and violent crime problem analysis and developing an annual grant report
- Number of research services provided to DPS, Missouri criminal justice authorities, and other public officials
- Assistance provided in development and implementation of evaluation criteria and information systems for programs supported under the JAG Program. Publication of a report describing all approved research designs
- Technical assistance provided in maintenance of UCR summary-based information system input, file maintenance, and output software
- Technical assistance provided for UCR training and report requirements, quality assurance reviews / audits, and assistance to local agencies in reporting procedures
- Number of seminars and conferences attended in support of the JAG Program
- Other major work effort and activities performed under auspices of this project

The grantee is required to complete quarterly progress reports on this project. Status reports should describe work completed and work in progress, as well as any impediments preventing the project from being successfully completed at the end of the contract period.

Crime Victim and Witness Programs

No projects are being funding under this purpose area during the 2009 / 2010 funding period.

Crime Laboratory Projects

Although not funded from the Edward Byrne Memorial Justice Assistance Grant (JAG) program, Missouri crime laboratories are included in this report because analysis of evidence is a key to the successful prosecution of drug offenders. In addition, data collected from crime laboratories can be an invaluable resource for analyzing Missouri's illicit drug problem. Several crime laboratories receive funding from the state-funded Missouri Crime Lab Upgrade Program (MCLUP) grant administered by the DPS - CJ/LE Program. These grants provide state-of-the-art equipment, supplies, and manpower to regional crime labs throughout the state to reduce backlogs and increase turnaround in the analysis of evidence. Grant funded crime laboratories are required to report project progress to the Quarterly Progress Report Automated Information System. Other crime laboratories that do not receive direct funding from MCLUP grants are still supported by state funds and are therefore required to report to the Quarterly Progress Report Automated Information System. For this reason the Quarterly Progress Report Automated Information System has been expanded so all Missouri crime laboratories report their activity regardless of whether or not they receive direct MCLUP funding support. A listing of Missouri Crime Laboratories and their funding source follows. The anticipated achievements of crime laboratories receiving MCLUP grant funding are then described in detail.

EVALUATION DESIGN: These projects are supported through the Crime Laboratory Quarterly Progress Report Automated Information System.

❖ **Independence Crime Laboratory Upgrade:** This project supports the purchase of equipment that will be used daily in the Independence Crime Laboratory for drug and other analyses. Purchased equipment include a crime lab response vehicle, computer monitor and workstation, copy machine, television monitor, DVD player and wall mount, HP color printer, high resolution scanner and three crime scene investigation textbooks. Supplies include mortar and pestle sets for further quantification of drug substances, six rubber and stainless carts utilized by personnel to move evidence and other lab items, and photo supplies used by investigators to document crime scenes.

The crime lab response vehicle will be utilized by crime scene investigators and lab personnel for whom they provide assistance on major crime scenes. The computer monitor and workstation would be utilized within the crime scene unit processing area for timely data entry of evidence.

The items mentioned above will improve the Independence Missouri Crime Laboratory's ability to provide quality services to the citizens of the community and will be used for many years.

❖ **Kansas City Crime Lab Upgrade:** This project will support a forensic firearms technician / NIBIB position as well as several equipment / supply items to enhance the operation of the crime laboratory due to severe budget shortfalls.

The forensic firearms technician conducts physical examinations of firearms and firearm - related evidence, performs test fires of recovered weapons, enters test fires and recovered ammunition components into the NIBIN database, and other related duties. Since the position was filed in October 2007, 127 NIBIN hits have been recorded.

Other items include memberships in professional societies that promote an exchange of information, accessories for a digital microscope, monopods and USB card readers for the digital photography unit, and a multiple scanner / printer for the latent print examiner.

❖ **St. Charles County Criminalistic Laboratory Upgrade:** This project is a crime laboratory upgrade program for the purchase of equipment and supplies to enhance the overall existing level of services provided by the St. Charles County Criminalistic Laboratory.

❖ **St. Louis Metropolitan Crime Lab Upgrade:** This project supports the purchase and upgrade of laboratory equipment that will increase the analytical capacity of the St. Louis Metropolitan Crime Laboratory. Equipment to be purchased includes a new JusticeTrax LISM Server required for speed and storage needed to handle the growing database, and SQL server software upgrades required for the installation of the latest version of the LIMS database. Image stations from Mideo captures live images of evidence such as weapons and serial numbers and stores them in LIMS under the appropriate cases. A signature pad will allow LIMS to capture signatures from officers delivering evidence. Four new additional LIMS terminals will allow each fingerprint examiner to work from their own desk.

❖ **St. Louis County Crime Laboratory Upgrade - Personnel Enhancement:** This project supports one forensic scientist who completed 1,377 drug submission items out of 5,358 total items submitted. This forensic scientist recently completed the Fire Debris Analysis training program and qualifying to assist in Fire Debris Analysis case submissions. This grant allowed for the purchase of a new Gas Chromatograph-Mass Spectrometer (GC-MS) for the St. Louis County Crime Laboratory. With the new GC-MS, the Laboratory will enhance their ability to conduct drug related submissions, further reducing turn-around time and reduce overall backlog.

❖ **Missouri State Highway Patrol Crime Lab Upgrade:** This project supports the purchase of new equipment, maintenance and/or consumables utilized during the analysis of evidence. This evidence may be examined at any one of the eight laboratories operated by the patrol. The Missouri State Highway Patrol Crime Laboratory Division provides analysis of evidence submitted by law enforcement agencies from all areas of the State.

- **Missouri State Highway Patrol Troop B Satellite Laboratory**
- **Missouri State Highway Patrol Troop C Satellite Laboratory**
- **Missouri State Highway Patrol Troop D (Springfield) Satellite Laboratory**
- **Missouri State Highway Patrol Troop E Satellite Laboratory**
- **Missouri State Highway Patrol Troop G Satellite Laboratory**
- **Missouri State Highway Patrol Troop H Satellite Laboratory**
- **Missouri State Highway Patrol General Headquarters Laboratory**

❖ **Truman State University Crime Lab Upgrade:** This project supports the Truman State University Crime Laboratory's analyses and evidence identification of controlled substances, metabolites of controlled substances, and other drugs as requested. In addition, the project supports the Laboratory with other services including: qualitative and quantitative measurement of ethyl alcohol in blood, beverage, and other biological samples; development of techniques; comparison and identification of people from fingerprints; examination of spent cartridges and projectiles in firearm related cases; and chemical identification of unburned or partially burned gunpowder in firearm cases. Depression and chemical examinations of documents are supported as well as examination of tool marks, footwear, and the track of impressions compare suspect specimens. The laboratory also has the capability to examine fibers and hair samples by microscopic and infrared techniques, but only rarely receives this type of sample.

**Missouri Department of Public Safety
Crime Laboratory
Quarterly Progress Report Instructions**

This instruction sheet is to aid the Crime Laboratory grantees in completing the required quarterly progress report for the Department of Public Safety.

1. **Date Submitted** Self-explanatory
2. **Grant Name**
3. **Contact Person** As designated in Crime Lab contract with Dept. of Public Safety
4. **Phone No.** Self-explanatory
5. **Email Address** Self-explanatory
6. **Fax Number** Self-explanatory
7. **Quarterly Reporting Period**
8. **Quarter Number and Quarterly Reporting Period**
9. Indicate the appropriate number of completed cases for the reporting period
a), b), and c) The total number of these three subcategories should equal to the number placed in **10**. For example: If you have 35 completed cases for the period, you would put “35” in **10**. Of those cases, 12 did not involve any tests for suspected illicit drugs (i.e. blood splatter analysis, ballistics test, latent print analysis, etc.), 6 were tested for suspected illicit drugs and none were found, and 17 were tested for suspected illicit drugs and some were detected. You would put “12” in **10a**, “6” in **10b**, and “17” in **10c**. The sum of these is equal to 35, and should be entered in **10**.
10. Self-explanatory
11. Of those completed cases in which one or more illicit drugs and/or precursors were identified through examinations, indicate the number of cases directly involving a clandestine laboratory where they were being produced. If more than one type of illicit drug was being produced, enter the case in all appropriate lab type subcategories. For instance, if a lab produced PCP and LSD, enter the case in both **12d** and **12e**. If other illicit drugs are found at the scene, but not produced by the clandestine laboratory, enter that activity in **13** under the appropriate drug type subcategory.
12. Of those completed cases in which one or more illicit drugs were identified through examinations, and did not involve clandestine laboratory production, list the cases by specific drug type. If more than one type of illicit drug was identified, enter the case in all appropriate drug type subcategories. For instance, if in a possession case, marijuana and methamphetamine were detected, enter the case in both **13a** and **13d**.
13. Refer to the total number of completed cases involving the examination for one or more illicit drugs (sum of cases listed in **10b** and **10c**). Compute and enter the average amount of time it took to process these cases based on the date the case was received to the date it was considered completed.
14. Indicate any new illicit drugs identified through examinations. List the name of the new drug, the number of cases where it was detected, and a description of the new drug. The description should include the classification the drug falls into, such as hallucinogen, inhalant, etc.

15. Indicate any resurgence of older type drugs identified through examinations. List the name of the older drug, the number of cases where it was detected, and a description of the older drug. The description should include the classification the drug falls into, such as hallucinogen, inhalant, etc.
16. Indicate any grant fund equipment acquisition activity in the reporting period. Acquisition activity is defined as ordering, receiving, or making the equipment operational. List the date this activity took place. Also list the dates of the prior activity associated with the equipment acquisition, even though it may have been reported in a prior quarter. For instance, the equipment became operational in this quarter. List the date it became operational, as well as the dates ordered and received, even though they happened in a different quarter.
17. Indicate any other activity or information not reported elsewhere in this form which directly addresses any action and/or condition specified in your Crime Lab contract. In addition, include a description of any other activities which will assist the Department of Public Safety to properly review and evaluate your program.

18. Signature of Project Officer Self-explanatory

19. Date

**Missouri Department of Public Safety
Crime Laboratory
Quarterly Progress Report**

1. Date Submitted _____ 2. Grant Name _____
mo day yr

3. Contact Person _____ 4. Phone No. () _____

5. Email Address _____ 6. Fax No. () _____

7. Quarterly Reporting Year _____ 8. Quarterly Reporting Period _____ to _____
mo yr mo yr

9. No. of cases in which all requested examinations were completed during reporting period _____

a) No. of cases where no tests for illicit drugs were requested _____

b) No. of cases where illicit drug exams were requested/tested and none were identified _____

c) No. of cases where illicit drug exams were requested/tested and one or more drugs were identified _____

10. No. of active cases pending at the end of the reporting period

11. Identify the number of cases completed during the reporting period in which the following illicit drugs and/or precursors were detected while being produced in a Clandestine Laboratory operation

<u>Lab Type</u>	<u>No. of Cases</u>
a) Methamphetamine Final product only	_____
b) Methamphetamine Precursors only	_____
c) Methamphetamine Precursors and Final product	_____
d) LSD	_____
e) PCP	_____
f) Other Clandestine Labs	_____

12. Identify the number of cases completed during reporting period, that were not directly related to Clandestine Lab operation production, by types of illicit drugs

<u>Drug Type</u>	<u>No. of Cases</u>
a) Marijuana	_____
b) Cocaine Powder	_____
c) Crack	_____
d) Methamphetamine	_____
e) Heroin/Opiates	_____
f) LSD	_____
g) PCP	_____
h) Other Illicit Drugs	_____

13. Of all cases completed during the reporting period where illicit drugs were suspected, what was the average processing time (in days)?

NOTE: Processing time is from the date case was received to date it was considered completed _____

14. Were any new illicit drugs identified in the cases completed during the reporting period?

- No
- Yes

If yes, please list

<u>Name</u>	<u>No. of Cases</u>	<u>Description</u>
_____	_____	_____
_____	_____	_____

15. Did you notice any resurgence of older type drugs in the cases completed during the reporting period?

- No
- Yes

If yes, please list

<u>Name</u>	<u>No. of Cases</u>	<u>Description</u>
_____	_____	_____
_____	_____	_____

16. Equipment (Please list the types of laboratory equipment being acquired with grant funds during the reporting period)

<u>Equipment Name</u>	<u>Quantity</u>	<u>Date Ordered</u> mo day yr	<u>Date Received</u> mo day yr	<u>Date Operational</u> mo day yr
_____	_____	_____	_____	_____
_____	_____	_____	_____	_____
_____	_____	_____	_____	_____
_____	_____	_____	_____	_____
_____	_____	_____	_____	_____
_____	_____	_____	_____	_____

17. Describe all work activities or areas of interest/concern not reported in the sections above

18. Signature of Project Officer _____ **19. Date** _____

RECOVERY ACT - EVALUATION DESIGNS

With the additional JAG monies made available through the American Recovery and Reinvestment Act of 2009 (Recovery Act), the Department of Public Safety (DPS) has been able to support more projects to address the issues of illicit drug and violent crime problems through the Recovery Act – JAG program and a program entitled Multi-Jurisdictional Cyber Crime Grant (MJCCG), which funds the existence of cyber crime task forces to address problems of sex crimes against children. The U.S. Department of Justice, Bureau of Justice Administration (BJA) administers the JAG program at the federal level, and the DPS administers it at the state level.

Program evaluation is an essential CJ/LE Program responsibility required by its enabling legislation. To meet this responsibility, BJA has provided states with guidelines, technical training, and support for assessing these projects. In Missouri, the DPS has contracted with the Missouri State Highway Patrol (MSHP), Statistical Analysis Center (SAC) to administer the evaluation component of the Recovery Act – JAG program and Recovery Act – MJCCG program.

The following is a description of the 2009/2010 Recovery Act – JAG and Recovery Act - MJCCG program evaluation designs developed by SAC and approved by DPS. These evaluations are mostly administrative or process in nature.

Law Enforcement Programs

This purpose area focuses on all aspects of law enforcement efforts, from basic patrolling to community policing to widespread drug enforcement. Within Missouri, a large percentage of the JAG funds go towards multi-jurisdictional, multi-agency counter drug enforcement

❖ **Clark County - Patrol Vehicle Upgrade 2009:** This project supports the purchase of one new Chevrolet Silverado Crew Cab pick-up truck and various law enforcement technology and lighting for the vehicle. The goal of this project is to purchase a new truck and the necessary equipment to make it operable as a police vehicle so to replace one of the high-mileage, unsafe vehicles currently in the police fleet. This vehicle will be purchased and used to better equip the Clark County Sheriff's Office so to provide safe and effective service to the citizens of Clark County. The new four wheel drive vehicle specifically will allow the Clark County Sheriff's Office to patrol and access the four hundred sixty miles of gravel roads where a large percentage of the county's population resides, thus creating quicker emergency response time throughout the Northeast rural area of the State.

EVALUATION DESIGN: The grantee will be evaluated on the following criteria:

- Timely acquisition, distribution, and implementation of the vehicle and equipment
- Number of miles traveled per month for the purchased vehicle
- Number of calls for service made officers assigned to the purchased vehicle compared to the other vehicles in the fleet
- Other major work efforts and activities performed under auspices of the project

The grantee is required to submit quarterly progress status reports on this project. Status reports should describe work completed and work in progress, as well as any impediments preventing the project from being successfully completed at the end of the contract period. The annual status report should cover the total grant period and address all evaluation criteria items described above.

❖ **Perry County - Sheriff Ruse Checkpoints:** This project will continue to support interdiction ruse projects along Interstate 55 in southeastern Missouri. This particular interstate has been identified through documented federal and state law enforcement intelligence as a major corridor utilized by the criminal element to facilitate their criminal activities. The goal of this project is to intercept and disrupt criminal enterprises using highways in Perry County. This goal will be achieved by the following objectives: 1) Performing ruse criminal interdiction projects on Interstate 55 at the 135 exit; and 2) Issuing summons to persons for violations of Missouri law, ranging from traffic violations to drugs and outstanding warrants.

EVALUATION DESIGN: The grantee will be evaluated on the following criteria:

- Overall project management, training, and support services employed to implement the program
- Number of vehicles stopped before and after implementation of this project
- Number of summons issued before and after implementation of this project

- Types of summons issued before and after implementation of this project
- Other major work efforts and activities performed under auspices of the project

The grantee is required to submit quarterly progress status reports on this project. Status reports should describe work completed and work in progress, as well as any impediments preventing the project from being successfully completed at the end of the contract period. The annual status report should cover the total grant period and address all evaluation criteria items described above.

❖ **Stover City - Project Mobile:** This project supports the purchase of two additional police cruisers by the Stover Police Department. The goal of this project is improve officer safety by providing them with reliable vehicles to perform their assigned duties. Another goal is to enhance the Stover Police Department's capabilities to serve their community by responding quicker to emergency calls throughout the county.

EVALUATION DESIGN: The grantee will be evaluated on the following criteria:

- Timely acquisition, distribution, and implementation of the vehicles
- Number of vehicle miles traveled per month in the two replacement patrol vehicles compared to the old vehicles
- Number of calls for service responded to in the two replacement patrol vehicles compared to the old vehicles
- Other major work efforts and activities performed under auspices of the project

The grantee is required to submit quarterly progress status reports on this project. Status reports should describe work completed and work in progress, as well as any impediments preventing the project from being successfully completed at the end of the contract period. The annual status report should cover the total grant period and address all evaluation criteria items described above.

❖ **Multi-Jurisdictional Task Force Projects**

The following twenty-seven (27) multi-jurisdictional drug task forces are required to submit quarterly progress reports to the MJTF Automated Information System:

- **Adair County - North Missouri (NOMO) Drug Task Force**
- **Audrain County - East Central Drug Task Force**
- **Barry County - Southwest Missouri Drug Task Force**
- **Bridgeton City - North County MEG Multi-Jurisdiction Drug Task Force**
- **Buchanan County Drug Strike Force**
- **Camden County - Lake Area Narcotics Enforcement Group (LANEG)**
- **Excelsior Springs City - Clay County Drug Task Force**
- **Franklin County Narcotics Enforcement Unit**
- **Greene County - Combined Ozarks Multi-Jurisdictional Enforcement Team (COMET)**
- **Grundy County - NITRO Task Force**
- **Howell County - South Central Drug Task Force**
- **Jackson County Multi-Jurisdictional Task Force**
- **Jasper County Drug Task Force**
- **Jefferson City - Mid-Missouri Unified Strike Team and Narcotics Group (MUSTANG)**
- **Jefferson County Municipal Enforcement Group**
- **Kansas City Multi-Jurisdictional Task Force**
- **Lafayette County Narcotics Unit**
- **Leadington City - Mineral Area Drug Task Force**
- **Monroe City - Northeast Missouri (NEMO) Narcotics Task Force**
- **Morgan County - Mid-Missouri Multi-Jurisdictional Drug Task Force**
- **Pemiscot County - Bootheel Drug Task Force**
- **Platte County Multi-Jurisdictional Enforcement Group**
- **Poplar Bluff City - Southeast Missouri (SEMO) Drug Task Force**
- **St. Charles County Regional Drug Task Force**

- **St. Clair Community Narcotics Enforcement Team (CNET) Drug Task Force**
- **St. Louis City Metro Multi-Jurisdictional Undercover Drug Program**
- **St. Louis County Multi-Jurisdictional Drug Task Force**

EVALUATION DESIGN: Drug Task Forces are required to complete quarterly progress reports with the Drug Task Force Automated Information System. The form required for these reports is provided in a previous section. Grantees are encouraged to provide additional information regarding the success and obstacles of their project under "All Other Work Activities" section.

❖ Multi-Jurisdictional Cyber Crime Task Force Projects

Internet crimes, especially those relating to children, are becoming more and more widespread and prevalent because technology has no boundaries. In December 2006, the State of Missouri appropriated state monies for the purpose of establishing the Internet Cyber Crime Grant (ICCG) program, which allowed for the funding of salaries of detectives and forensic personnel and training for those individuals whom worked directly with internet crimes relating to child pornography, enticement, solicitation, and other sex-related offenses. This program was developed in correlation with House Bill (HB) 1698, also known as Jessica's Law. Funding was re-appropriated in FY08 and extended towards the purchase of equipment to work such cases. Funding was again re-appropriated in FY09 and allowed to be used to cover supplies and services relating to such efforts. In FY10, however, the General Assembly did not re-appropriate funding to continue the support of such efforts. The State of Missouri, Department of Public Safety allocated monies from the Recovery Act in order to retain the previously funded positions and to continue the enforcement and public training provided by the cyber crime units within the state. The newly created program is titled the Multi-Jurisdictional Cyber Crime Grant (MJCCG).

The following thirteen (13) multi-jurisdictional cyber crime task forces are required to submit MJCCG Performance Measure Quarterly Reports:

- **Boone County - Mid-Missouri Internet Crimes Task Force**
- **Clayton City - Regional Computer Crime Education and Enforcement Group (RCCEEG)**
- **Dent County - South Central Missouri Crime Task Force**
- **Independence City - NE Jackson County Cyber Crimes Working Group Against Internet Crime**
- **Joplin City - Southwestern Missouri Cyber Crime Task Force**
- **Kirksville City - Regional Computer Crime Unit**
- **Missouri Department of Social Services/STAT - Operation Cyber-Safe**
- **Platte County - Western Missouri Cyber Crimes Task Force**
- **Poplar Bluff City - SEMO Cyber Crimes Task Force**
- **Springfield City - 2010 Internet Cyber Crime Initiative**
- **St. Charles County - Internet Crimes Against Children**
- **State of Missouri Highway Patrol - Computer Forensic Unit**
- **Taney County - Tri-Lakes Regional Internet Crimes Task Force**

EVALUATION DESIGN: These projects are supported through the MJCCG Performance Measures Quarterly Report. The standardized form used to create this report is given below.

**MISSOURI DEPARTMENT OF PUBLIC SAFETY
OFFICE OF THE DIRECTOR**

**Instructions for completing the
Multi-Jurisdictional Cyber Crime Grant (MJCCG)
Performance Measures Report**

Heading –

Complete entire heading with agency information and contact information.

Reporting Period –

Select the quarter number and reporting period from the drop down box once the cell is selected.

Section 1 – Agency

1. Number of law enforcement agencies involved in cyber crime work activities.

The total number of law enforcement agencies comprising the cyber crime task force as well as any others participating in cyber crime work activities during the reporting period. (Do not duplicate statistical data that has been reported by another participating agency.)

2. Number of officers involved in cyber crime work activities.

The total number of officers (both grant funded and non-grant funded) involved in cyber crime work activities.

Section 2 – Cases/Investigations

1. Number of active cases/investigations at the start of the reporting period.

This number should be the same number as the number of cases active at the end of the previous reporting period.

Example: If an agency reported 5 active cases at the end of Quarter 1, then the agency would have 5 active cases at the start of Quarter 2. If an agency reported 12 active cases at the end of Quarter 4, then the agency would have 12 active cases at the start of the next quarter. (For new grantees, this number may be zero if cyber crime work activities were not being done prior to receiving MJCCG grant funds.)

2. Number of new cases/investigations initiated during the reporting period.

3. Total number of cases active during reporting period.

This number should be the sum of question 1 and 2 and will be calculated by the MSHP Statistical Analysis Center.

4. Number of cases disposed of during the reporting period.

5. Number of cases active at the end of the reporting period.

This number is determined by subtracting question 4 from question 3 and will be calculated by the MSHP Statistical Analysis Center.

6. Number of tips or reports received from outside persons during reporting period.

Section 3 – Case Activity

1. Number of forensic examinations conducted on media during reporting period.

The total number of forensic examinations conducted on such items as hard drives, cameras, webcams, disks, etc. Each hard drive examined shall count as one exam. All other media regardless of size or type (per case) will count as one additional exam.

2. Purpose of above mentioned forensic examinations conducted during reporting period.

Identify the specific intent for which forensic examinations were performed on such items as hard drives, cameras, webcams, disks, etc.

3. Number of cell phone analyses performed during reporting period.

The total number of cell phones forensically examined for digital evidence.

Section 4 – Arrest Activity

1. Number of persons arrested for one or more cyber crime offenses during reporting period.

The total number of persons arrested (physical detention of individual) following the investigation of internet sex crimes against children.

2. Offenses for which the above mentioned persons were arrested during reporting period.

All child-related charges proffered against an offender are to be listed. Total charges must equal or exceed the total number of persons arrested.

- **Distribution/Receipt of Child Pornography** – The transfer or receipt of any visual depiction of a child in violation of State or Federal statute
- **Possession of Child Pornography** – The care, custody, control of a visual depiction of a child in violation of State or

Federal statute

- **Production of Child Pornography** – The creation of any visual depiction of a child in violation of state or federal statute.
- **Child Solicitation/Enticement** – The act of persuading, coaxing, enticing, or luring a minor whether by words, actions or through communication for the purpose of engaging in sexual conduct.
- **Sexual Exploitation of a Minor** – The act of creating obscene materials with a minor or child pornography, knowing of its content and character.
- **Child Trafficking** – An act to knowingly recruit, transport, provide, or obtain by any means a child for the use or employment of such child in sexual conduct without his or her consent.
- **Child Prostitution** – The act of persuading, encouraging, enticing or compelling a minor into sexual conduct for a fee in violation of State or Federal statute.
- **Furnishing Pornographic Materials to Minors** – Furnishing, producing, presenting, directing, participating in any performance or otherwise making available material that is pornographic for minors via computer, electronic transfer, Internet or computer network to a specific individual known by the defendant to be a minor.
- **Failure to Register as a Sex Offender** – The act of not registering as a convicted sex offender within the state which one resides as mandated by State or Federal statute.
- **Child Molestation** – Subjecting a child to unwanted or improper sexual contact.
- **Sexual Abuse of a Child** – Subjecting a child to sexual contact by the use of forcible compulsion.
- **Statutory Rape/Sodomy of a Child** – The act of engaging in sexual intercourse or any form of sexual intercourse held to be unnatural or abnormal, especially anal intercourse, with an individual under the age of consent, even if both parties participate willingly.
- **Other** – Indicate any other child-related offense relating to internet sex crimes (to include sexual misconduct involving a child) and provide the charge or a brief summary of the charge in the narrative at the end of the report.

3. Number of child victims identified during reporting period.

The total number of children identified as new victims of abuse following the investigation of images or with no known images.

Section 5 – Search Warrants/Visits

1. Number of search warrants applied for during reporting period.

2. Number of search warrants authorized during reporting period.

3. Number of search warrants served during reporting period.

4. Number of search warrants served resulting in cyber crime seizure.

The total number of search warrants served resulting in the physical seizure of a computer, camera, cell phone, or other media.

5. Number of “knock and talks” performed during the reporting period.

Section 6 – Court Activity

1. Number of subpoenas served during reporting period.

The total number of subpoenas or court orders, requesting information issued by a federal, state or local grand jury or other investigative or administrative subpoenas.

Section 7 – Education Programs

1. Computer-Crime Prevention Education Programs/Presentations.

The total number of programs/presentations given to the following persons and the total number of attendees for each category of persons.

- **Businesses** – program provided to professional organizations or companies (i.e. technology companies, stores, probation/parole, victim witness advocates, prosecutors, CPS workers, juvenile officers, juvenile and family courts)
- **General Public** – program provided to members of the community (i.e. parents, children, seniors, scouts, service clubs)
- **Law Enforcement Agencies** – program provided to law enforcement officers
- **Schools** – program provided to students, teachers, PTOs, or other school faculty

2. Number of In-Service Trainings Provided.

The total number of in-service trainings provided to law enforcement officers within your agency or task force.

Section 8 – Training

Each agency has been approved for a particular training budget within their grant application. Identify all trainings attended during the reporting period as a result of MJCCG grant funding and provide a brief synopsis (summary) of the training.

Section 9 - Other

- Indicate any other activity or information not reported elsewhere on this form. For example, it might be appropriate to describe (without confidential information or details), a lengthy intelligence operation, which has not yet resulted in arrests or significant seizures.
- Describe any training programs completed by an individual involved in the cyber crime task force that was not a result of MJCCG grant funding.
- Identify any equipment that was purchased during the reporting period as a result of MJCCG grant funds and how that equipment is assisting or will assist your agency in future cyber work investigations.
- Indicate any cases referred to a Federal, State, or Local agency for investigation or further action.
- Identify any non-speaking events such as fairs/expos where an information booth was used to disseminate information.
- Identify any public service announcements, billboards, or media interviews that were done as a community outreach project.
- Describe any assistance/technical support given to another task force or federal, state, or local agency in furtherance of a cyber crime related case.
- Indicate any partnerships formed between your agency/task force and a local or national business, company, or organization.

When completed, please submit your report electronically to the CJ/LE Program at Will.Patterson@dps.mo.gov.

Your report may also be mailed to the following address:

**Missouri Department of Public Safety
Attn: CJ/LE Program
P.O. Box 749
301 W. High Street, Room 870
Jefferson City, MO 65102**

If you experience problems with your report or have any questions on how to complete your quarterly report form, contact Will Patterson with the Department of Public Safety, Office of the Director at (573) 526-1928.

**MISSOURI DEPARTMENT OF PUBLIC SAFETY
OFFICE OF THE DIRECTOR**

**2010 Multi-Jurisdictional Cyber Crime Grant (MJCCG) Program
Quarterly Performance Measures Report**

Agency:			
Project Title:			
Contract Number:		Contract Period:	7/01/09 – 6/30/10
Submitted By:		Date Submitted:	
E-Mail Address:		Phone Number:	

Reporting Period:	(Select Period)
--------------------------	-----------------

AGENCY		
1. Number of law enforcement agencies involved in cyber crime work activities		
2. Number of officers involved in cyber crime work activities	Part-Time	
	Full-Time	
CASES/INVESTIGATIONS		
1. Number of active cases/investigations at the start of the reporting period		
2. Number of new cases/investigations initiated during the reporting period		
3. Total number of cases active during reporting period <i>(Add line # 1 and # 2)</i>		<i>For Admin Only</i>
4. Number of cases disposed of during the reporting period		
5. Number of cases active at the end of the reporting period <i>(Subtract line # 4 from # 3)</i>		<i>For Admin Only</i>
6. Number of tips or reports received from outside persons during reporting period		
CASE ACTIVITY		
1. Number of forensic examinations conducted on media during reporting period <i>[Each hard drive examined shall count as one exam. All other media regardless of size or type (per case) will count as one additional exam.]</i>		
2. Purpose of above mentioned forensic examinations conducted during reporting period	Distribution/receipt of child pornography	
	Possession of child pornography	
	Production of child pornography	
	Child solicitation/enticement	
	Sexual exploitation of a minor	
	Child trafficking	

	Child Prostitution	
	Furnishing pornographic materials to minors	
	Failure to register as a sex offender	
	Child molestation	
	Sexual abuse of a child	
	Statutory rape/sodomy of a child	
	Other <i>(please explain in narrative below)</i>	
3. Number of cell phone analyses performed during reporting period		
ARREST ACTIVITY		
1. Number of persons arrested for one or more cyber crime offenses during reporting period		
2. Offenses for which the above mentioned persons were arrested during reporting period	Distribution/receipt of child pornography	
	Possession of child pornography	
	Production of child pornography	
	Child solicitation/enticement	
	Sexual exploitation of a minor	
	Child trafficking	
	Child Prostitution	
	Furnishing pornographic materials to minors	
	Failure to register as a sex offender	
	Child molestation	
	Sexual abuse of a child	
	Statutory rape/sodomy of a child	
	Other <i>(please explain in narrative below)</i>	
3. Number of child victims identified during reporting period		
SEARCH WARRANTS/VISITS		
1. Number of search warrants applied for during reporting period		
2. Number of search warrants authorized during reporting period		
3. Number of search warrants served during reporting period		
4. Number of search warrants served resulting in cyber crime seizures		
5. Number of “knock and talks” performed during the reporting period		
COURT ACTIVITY		
1. Number of subpoenas served during reporting period		

EDUCATION PROGRAMS

	Provided To	Number Provided	Number of Attendees
1. Computer-Crime Prevention Education Programs/Presentations	Businesses		
	General Public		
	Law Enforcement Agencies		
	Schools		

2. Number of In-Service Trainings Provided		Number of officers attended	
--------------------------------------------	--	-----------------------------	--

TRAINING
Please list all trainings attended during the reporting period as a result of MJCCG funding

Course/Training Name	# Of Officers Attended	Synopsis of Training

OTHER

Describe all other work activities or areas of interest/concern not reported in the sections above.

Prosecution and Court Programs

This purpose area provides financial assistance to implement and enhance the response of criminal justice agencies to criminal activity. Training of law enforcement, prosecution, and judicial staff on handling or processing criminal cases as well as establishment of communication between involved criminal justice agencies leads to effective problem resolution.

No projects are funding under this purpose area during the 2009/2010 funding period.

Prevention and Education Programs

This purpose area allows for projects that extend services to the local communities through prevention and education efforts. Such projects could include School Resource Officers, D.A.R.E. Officers, or other efforts which would provide supplies and reference materials to schools, law enforcement, fire service, and other emergency response officials to help them promote safety and educate the public and officers on issues that affect themselves, the community, and the environment.

No projects are funded under this purpose area during the 2009/2010 funding period.

Corrections and Community Corrections

Corrections Programs aim to supervise offenders and prepare them for return to their communities. Correctional agencies give inmates opportunities to develop life and work skills that will help their return be successful and are using treatment, work, education, and mental health programs to build these skills. Community based corrections is a criminal corrections option that provides an offender with sanctions, supervision, and treatment in a community setting instead of prison.

No projects are funded under this purpose area during the 2009/2010 funding period.

Drug Treatment Programs

Drug Treatment Programs identify and meet the treatment needs of adult and juvenile drug dependent and alcohol-dependent offenders. Such programs can include behavioral therapy such as counseling, and cognitive therapy, or psychotherapy, medication, or a combination of both and are intended to provide intensive assistance to those individuals that are battling a substance abuse addiction.

No projects are funded under this purpose area during the 2009/2010 funding period.

Planning, Evaluation, and Technology Improvement Programs

Local criminal justice agencies must be automated if their reporting to the State Central Repository is to be timely, accurate, and complete. When local agencies are automated and linked to the State Repository, they are able to search federal criminal files, state and federal wanted files, and other databases. Criminal justice databases are important tools when fighting crime and protecting citizens.

Local criminal justice agencies must also be equipped with adequate communication devices in which to increase productivity and efficiency in performing day-to-day duties. Officers in rural Missouri must often work by themselves as adequate resources and personnel are not always available. Having proper and operable communication devices, these officers can operate safely and be within reach of assistance when needed.

❖ **Caldwell County - Operation Computerize:** This program funds the improvement to existing technical infrastructure of the Caldwell County Sheriff's Office. The goal of this project is to improve the Sheriff's Office data processing capabilities. This goal will be achieved by: 1) Provide new computer software and hardware designed to retain valuable and security sensitive information; and 2) Maintain an accurate and efficient way to track sensitive information received by the Sheriff's Office on a daily basis.

EVALUATION DESIGN: The grantee will be evaluated on the following criteria:

- Overall project management, training, and support services employed to implement the program
- Timely acquisition, distribution, and implementation of computer hardware and software
- Amount and type of equipment/software installed along with training manuals provided
- Number of sensitive records received per month by Sheriff's Office and daily average
- Other major work efforts and activities performed under auspices of the project

The grantee is required to submit quarterly progress status reports on this project. Status reports should describe work completed and work in progress, as well as any impediments preventing the project from being successfully completed at the end of the contract period. The annual status report should cover the total grant period and address all evaluation criteria items described above.

❖ **Crocker City - Technology Enhancement:** This program funds a records management system and Mobile Data Terminals (MDTs) for the Crocker Police Department. The goal of this project is to improve the availability of Crocker police officers patrol time and ability to answer calls for service. This goal will be achieved by improving the Department's data processing capabilities by installing new computer programs that integrate officers' reports with the CAD system. Because officers will spend less time with administrative duties such as entering reports with the aid of the new MDTs, they will be able to spend more time on the streets and increase their available time to respond to calls.

EVALUATION DESIGN: The grantee will be evaluated on the following criteria:

- Overall project management, training, and support services employed to implement the program
- Timely acquisition, distribution, and implementation of the new record management system and MDTs
- Technical assistance and training provided in maintenance of the records management system
- Average amount of time expended by officers on administrative duties before and after implementation of the new record management system
- Average amount of time expended by officers before and after the implementation of the new MDTs
- Number of calls for service responded to by officers before and after implementation of the new record management system
- Average time to respond to calls for service by officers before and after implementation of the new MDTs
- Number of files processed with the new record management system
- Other major work efforts and activities performed under auspices of the project

The grantee is required to submit quarterly progress status reports on this project. Status reports should describe work completed and work in progress, as well as any impediments preventing the project from being successfully completed at the end of the contract period. The annual status report should cover the total grant period and address all evaluation criteria items described above.

❖ **Forsyth City - Emergency Communications Project:** This program funds the improvement to existing technical infrastructure of the Forsyth Police Department. Because the City of Forsyth is the county seat of Taney County, this improvement will enable all emergency services agencies in the county to communicate. The goal of this project is to improve Forsyth's data communication network capabilities, increase records management performance, and improve officer safety. This goal will be achieved by the following objectives: 1) Purchase Mobile Data Terminals (MDTs) for the patrol vehicles which will enable the officers to spend more time on the streets and will also enable them to access critical information on vehicle stops and suspects; 2) Purchase and install a Records Management System (RMS) and justice information sharing system at the Forsyth Police Department; and 3) Provide efficient service to the citizens of the City of Forsyth and Taney County by allowing the dispatch center to monitor the location of the officers at all times, which will enable dispatch to send the closest officer to the scene of an incident.

EVALUATION DESIGN: The grantee will be evaluated on the following criteria:

- Overall project management, training, and support services employed to implement the program
- Timely acquisition, installation, and implementation of the MDTs
- Number of MULES and NCIC record checks made with the new MDTs

- Timely acquisition, distribution, and implementation of new records management software and hardware
- Technical assistance and training provided in maintenance of the records management system
- Number of calls for service dispatched by Forsyth Police Department before and after implementation of new records management system software
- Number of files processed with records management system
- Number of Forsyth Police Department records shared with Taney County Sheriff's Office, Cornerstone Project, MoDEX, and national databases
- Other major work efforts and activities performed under auspices of the project

The grantee is required to submit quarterly progress status reports on this project. Status reports should describe work completed and work in progress, as well as any impediments preventing the project from being successfully completed at the end of the contract period. The annual status report should cover the total grant period and address all evaluation criteria items described above.

❖ **Maryville City - Northwest Missouri Information Sharing Project:** This program funds improvements to the existing technical infrastructure of law enforcement agencies in three jurisdictions: the City of Maryville, Nodaway County, and the Northwest Missouri State University. The goal of this project is to improve officer safety, decrease response time for calls for service, and improve communication performance of the data processing capabilities of these three law enforcement agencies by converting their existing record management systems to a single shared records/report writing system. This goal will be achieved by the following objectives: 1) Acquisition of new record management system software; and 2) Purchase Mobile Data Terminals (MDTs). With the purchase of new record management system software and hardware, records management will become more efficient in the three law enforcement agencies and sharing of data will be improved. Deployment of MDTS will relieve radio traffic in the dispatch centers and officers will be able to readily access information which will improve service performance and decrease response times to calls for service.

EVALUATION DESIGN: The grantee will be evaluated on the following criteria:

- Overall project management, training, and support services employed to implement the program
- Timely acquisition, distribution, and implementation of new records management software and hardware
- Technical assistance and training provided in maintenance of the records management system
- Amount and type of equipment / software installed along with training manuals provided
- Number of patrol cars with installed mobile data terminals
- Hours expended by officers in their patrol vehicles using the new mobile data terminals
- Average response time to dispatched calls for service prior to and after deployment of MDTs in patrol cars
- Other major work efforts and activities performed under auspices of the project

The grantee is required to submit quarterly progress status reports on this project. Status reports should describe work completed and work in progress, as well as any impediments preventing the project from being successfully completed at the end of the contract period. The annual status report should cover the total grant period and address all evaluation criteria items described above.

❖ **Reynolds County - Radio Free Reynolds:** This program funds the improvement to existing communications equipment and the Reynolds County Sheriff's Office, throughout the county and the 911 Dispatch Center. The goal of this project is to improve and enhance the safety of deputies by allowing them to carry only one portable radio on their duty belt with access to all frequencies including the extender frequencies. This project will enable Reynolds County Sheriff's Office and the 911 Dispatch Center to dispatch off one frequency throughout the entire county by using a single receiver system.

EVALUATION DESIGN: The grantee will be evaluated on the following criteria:

- Overall project management, training, and support services employed to implement the program
- Timely acquisition, distribution, and implementation of new communications equipment and repeaters
- Technical assistance and training provided in maintenance of new communications equipment
- Amount and type of equipment installed along with training manuals provided

- Number of calls for service handled by Reynolds County Sheriff's Office before and after deployment of new communications system
- Other major work efforts and activities performed under auspices of the project

The grantee is required to submit quarterly progress status reports on this project. Status reports should describe work completed and work in progress, as well as any impediments preventing the project from being successfully completed at the end of the contract period. The annual status report should cover the total grant period and address all evaluation criteria items described above.

❖ **University of Central Missouri - Improve Technology Through The Purchase of Mobile Data Terminals:** This program funds the purchase of seven Mobile Data Terminal (MDTs) laptop computers and necessary software and equipment for the Central Missouri Department of Public Safety (UCM DPS). The goal of this project is to increase the safety of UCM DPS officers and increase amount of officers' availability for patrol by decreasing their time spent on administrative duties. This goal will be accomplished by purchasing MDTs for UCM DPS patrol cars. With this equipment, officers will have more time to provide services, reduce unnecessary radio transmissions, and can view surveillance cameras from their vehicles. These MDTs will allow officers to spend less time at the station writing reports and more time on proactive and preventive patrol.

EVALUATION DESIGN: The grantee will be evaluated on the following criteria:

- Overall project management, training, and support services employed to implement the program
- Timely acquisition, installation, and implementation of new MDTs
- Number of calls for service responded to by cars with and without MBTs
- Amount and type of equipment/technology installed along with training manuals provided
- Other major work efforts and activities performed under auspices of the project

The grantee is required to submit quarterly progress status reports on this project. Status reports should describe work completed and work in progress, as well as any impediments preventing the project from being successfully completed at the end of the contract period. The annual status report should cover the total grant period and address all evaluation criteria items described above.

Crime Victim and Witness Programs

Crime victim and victim witness programs are designed to provide crime victims, witnesses, and jurors with services while involved in the criminal justice system. Victim programs are geared to help deal with feelings of confusion, frustration, fear, and anger and explain victims or witnesses of their rights. Other activities include advocacy for victims who encounter difficulty while accessing services or who believe their statutory or constitutional rights were denied. Victim programs also provide notification and assistance to victims whose offenders have parole potential.

No projects are funded under this purpose area during the 2009/2010 funding period.

III. FY09 Summary of Programs, Performance Measures, Evaluation Methods, and Evaluation Results

Criminal Justice/Law Enforcement Program

Fiscal Year 2009

Funding Cycle 2008/2009

Total Federal Funds Awarded

\$5,500,751.83

PURPOSE AREA: LAW ENFORCEMENT

Number of Sub-grants: 27

Number of Sites: 27

Federal Funds Awarded: \$4,833,669.29

PROBLEM STATEMENT

Illicit drugs cause major problems for law enforcement agencies in the State of Missouri. The use, sale, distribution, and transportation of illegal narcotics must be addressed.

Crime has continued to increase both in the State of Missouri, and nation as a whole, and can largely be attributed to the growing number of drug violations. Drug violations can act as a springboard to other crimes such as homicide, robberies, assaults, larcenies, burglaries, vandalism, and violence in public housing, and help to create a fear of crime in neighborhoods.

Because of the sparse population in the rural areas of the State, drug traffickers for clandestine laboratories where amphetamine/methamphetamine is manufactured often use these areas. Many of the rural areas are protected by local law enforcement agencies that have limited resources and are unable to provide 24 hour staffing to protect its citizens, much less operate specialized drug units without financial assistance. The hazardous material generated by the manufacture of methamphetamine and left behind by clandestine laboratory operators compounds this problem.

PROGRAM DESCRIPTION

The overall drug and crime problem reveals an increasingly adverse effect upon our community and society in general. The Multi-Jurisdictional Task Force Program is a significant tool in combating the plague of drug activity that is present in our society. Agencies join together and combine resources in a team approach to provide enforcement in their target areas. As a result of the Multi-Jurisdictional Task Force programs, communications are improved between law enforcement agencies. These lines of communication are essential in sharing information and thereby coordinating a combined effort to combat the drug and crime problem, as well as addressing the hazards associated with the residual effects of methamphetamine manufacturing.

GOALS, OBJECTIVES, ACTIVITIES & PERFORMANCE MEASURES (PM)

Goal 1: To organize a Multi-Jurisdictional Task Force.

Objective 1: Agencies participating in a Multi-Jurisdictional Task Force Program funded under the Edward Byrne Memorial Justice Assistance Grant Program must be involved early in planning for the implementation of this program. Program needs, as well as problems that may be encountered should be discussed.

PM: 1 - Cooperation of participating agencies is critical for an effective Multi-Jurisdictional Program. An agreement must be developed and signed by the department heads of the participating agencies pledging cooperative support.

Objective 2: Identify and arrest for successful prosecution individuals or groups involved in illicit drug trafficking.

PM: 1 - Gather intelligence / information
2 - Cultivate informants
3 - Identify previously unknown drug organizations and develop investigations on those groups
4 - Gather evidence for arrest and prosecution
5 - Seize illegal assets derived from drug related investigations

Objective 3: Develop a cost-effective system for the safe disposal of hazardous materials generated as by-products of clandestine drug laboratories.

PM: 1 - Develop a cross-discipline communication and cooperation model (task force, fire, EMS, environmental agencies, etc.)
2 - Train task force members in the proper collection and disposal methods associated with clandestine laboratories

PROGRAM ACTIVITIES/COMPONENTS

All projects funded through this program must:

- Submit a copy of the Multi-Jurisdictional Task Force formal agreement
- Follow policies and guidelines for management of confidential expenditures
- Report annually arrest, types and amounts of drugs purchased and seizure statistics and anecdotal data by which to analyze the effectiveness of the task force
- All projects funded from this program will receive at least one (1) monitoring contacts
- Submit monthly reports of expenditures
- Submit quarterly progress reports
- Be required to submit evaluation data on CJ / LE quarterly report forms

EVALUATION METHODS

Multi-Jurisdictional Drug Task Force quarterly reports and the automated information system will be utilized for evaluation reporting.

EVALUATION RESULTS (ER)

The following evaluation results were obtained from the quarterly reports submitted by all the Multi-Jurisdictional Drug Task Forces. During this reporting period there were 28 Multi-Jurisdictional Drug Task Forces funded under this purpose area.

Organization of Multi-Jurisdiction Drug Task Forces

1. Organization and planning of each Multi-Jurisdictional Task Force is the responsibility of the primary governing body as outlined in the Memorandum of Understanding (MOU)
2. 293 law enforcement agencies were involved with Multi-jurisdictional Drug Task Forces
3. 252 full time and 11 part time law enforcement officers were involved with Multi-jurisdictional Drug Task Forces

Arrest and prosecution of individuals / groups in drug trafficking

1. During this reporting period, 126 new drug organizations were identified
2. Total arrests during fiscal year 2009 were 7,323 with a total of 6,393 charges
3. The five most frequent drug charges were: 1) possession marijuana; 2) sale methamphetamine; 3) possession methamphetamine; 4) sale marijuana; and 5) possession of paraphernalia

4. 1,609 arrest charges for possession of marijuana
5. 1,052 arrest charges for sale of methamphetamine
6. 957 arrest charges for possession of methamphetamine
7. 845 arrest charges were made for sale of marijuana
8. 834 arrest charges for possession of paraphernalia
9. During the four quarters reported for fiscal year 2009, 1,088 search warrants were served and 977 search warrants resulted in arrests.
10. The 28 Multi-Jurisdictional Drug Task Forces of Missouri located and destroyed 1,206 methamphetamine clandestine laboratories.
11. The statewide street value of all drugs seized totaled \$32,428,539. This amount includes the seizures of 157,861 ounces of marijuana, 5,610 ounces of cocaine, 2,816 ounces of methamphetamine, 592 ounces of pseudoephedrine, 297 ounces of crack cocaine, 589 ounces of heroin, and 566 ounces of ecstasy.
12. Multi-jurisdictional Drug Task Forces seized a total of 14,009 doses of pseudoephedrine, 20,332 doses of ecstasy, and 119 gallons of anhydrous ammonia.
13. In addition to drug seizures, 942 weapons were seized with a reported value of \$299,633, and 27 vehicles were seized with a value of \$336,725.
14. Multi-Jurisdictional Drug Task Forces reported a total of \$116,477 of informant expenditures utilized for 716 active informants.
15. Multi-Jurisdictional Drug Task Forces prepared 64 new organizational charts from intelligence information they obtained.
16. During this reporting period, a total of 9,615 new cases were filed, with 7,798 cases still active from the previous year. A total of 17,413 active court cases awaited trial in 2008 and 7,616 were disposed.
17. Total property seized by all Multi-Jurisdictional Drug Task Forces combined was valued at \$5,666,133. This property included weapons, currency, real estate, motor vehicles, and personal property and other assets. A total of \$1,454,715 in property was forfeited to Multi-Jurisdictional Drug Task Forces.

Jackson County Drug Abatement Response Team (DART): This project continued support to the DART, a multi-jurisdictional initiative to identify and shut down drug houses and street level narcotics operations in thirteen municipal jurisdictions in Jackson County. The goal of this program was to eliminate illegal drug activity in the Jackson County community by coordinating and utilizing several sources. Through these efforts, the quality of life in the target area was restored and protected. Suspected drug activity could be anonymously reported to DART team members who then communicated the information to law enforcement for investigation. DART also coordinated street level investigations, buy / bust and reverse sting operations, property fire and housing code inspections of suspected drug houses, and notification of drug activity and its consequences to property owners. Property owner seminars, community presentations, and citizen training given on recognition of drug activities were provided by DART team members.

Report of Success: DART was instrumental in 81 criminal cases filed against individuals for possessing precursor chemicals, solvents, or solutions with intent to manufacture methamphetamine. DART closed down 24 methamphetamine labs.

Owners were sent 457 notice letters that their property was being used for methamphetamine production and 43 evictions were completed. Another 19 evictions were pending. Following 191 fires and housing inspections made in the DART posted properties, 132 properties were vacated with 2 additional waiting to be vacated. In the DART area, 32 potential nuisance cases were filed.

Over 2,010 residents had contact with the DART Coordinator, Methamphetamine Prosecutor, and Community Prosecutors. DART with other law enforcement agencies successfully served 410 search warrants and 766 arrests were made. Problem properties were identified and contacted. In addition, law enforcement made 66 buy/busts that resulted in 152 arrests.

The DART team members recognized the importance of the service being provided to the community and how teamwork fostered their efforts to efficiently rid their neighborhoods of drug activity. When patrol officers share information with the DART team, there is a broader view of the drug problems in the city. DART's abundant database collected from police reports and their contacts is extremely helpful. Attorneys used this database to assist in tracking witnesses and victims for various trials. Moreover, these data were used by community groups to show what houses were posted by DART and what impact DART has had in their community.

The DART Coordinator required several property owners to schedule a meeting with the DART Coordinator after their numerous weekly inspections. When the DART team arrived at a property for an inspection, the DART investigator and the DART coordinator were then prepared to discuss the issues with those present at the property at the time of the inspection. The

DART Coordinator and Investigator attended numerous neighborhood social activities, meetings, and speaking engagements. This visibility to these neighborhoods where crime has been confirmed with drug activity was critical. The continued success of DART is greatly attributed to the wide range of resources that make up the DART team.

The continued success of DART is greatly attributed to community residents who are increasingly growing intolerant of drug activity in their neighborhood. Increased phone calls from community members regarding trespassing issues in posted DART properties are strong evidence of their growing intolerance to this illegal activity.

Multi-Jurisdictional Drug Task Forces

The following is the list of Multi-Jurisdictional Drug Task Forces:

- **Adair County - North Missouri (NOMO) Drug Task Force**
- **Audrain County - East Central Drug Task Force**
- **Barry County - Southwest Missouri Drug Task Force**
- **Bridgeton City - North County MEG Multi-Jurisdictional Drug Task Force**
- **Buchanan County Drug Strike Force**
- **Camden County - Lake Area Narcotics Enforcement Group (LANEG)**
- **Franklin County Narcotics Enforcement Unit**
- **Greene County - Combined Ozarks Multi-Jurisdictional Enforcement Team (COMET)**
- **Howell County - South Central Drug Task Force**
- **Jackson County Multi-Jurisdictional Drug Task Force**
- **Jasper County Drug Task Force**
- **Jefferson City - Mid-Missouri Unified Strike Team And Narcotics Unit (MUSTANG)**
- **Jefferson County Municipal Enforcement Group**
- **Kansas City Multi-Jurisdictional Task Force**
- **Lafayette County Narcotics Unit Task Force**
- **Leadington City - Mineral Area Drug Task Force**
- **Monroe City 0 Northeast Missouri (NEMO) Narcotics Task Force**
- **Morgan County - Mid-Missouri Multi-Jurisdictional Drug Task Force**
- **North Kansas City - Clay County Drug Task Force**
- **Pemiscot County - Bootheel Drug Task Force**
- **Platte County Multi-Jurisdictional Enforcement Group**
- **Poplar Bluff City - Southeast Missouri (SEMO) Drug Task Force**
- **St. Charles County Regional Drug Task Force**
- **St. Clair County Community Narcotics Enforcement Team (CNET)**
- **St. Louis City Metro Multi-Jurisdictional Undercover Drug Program**
- **St. Louis County Multi-Jurisdictional Drug Task Force**

A statistical summary of Multi-Jurisdictional Drug Task Force accomplishments from FY09 is provided in Attachment A of this report.

PURPOSE AREA: PROSECUTION AND COURT

Number of Sub-grants: 3

Number of Sites: 3

Federal Funds Awarded: \$101,535.09

PROBLEM STATEMENT

The U.S. Department of Human Services reported 1,009,904 children were victimized in 2006. Of these victimized children, 66.3 percent experienced neglect (including medical neglect), 16.0 percent were physically abused, 8.8 percent were sexually abused, 6.6 percent were emotionally or psychologically maltreated, and 16.3 percent were victimized by another means or unknown. A recent survey conducted by the Crimes Against Children Research Center (CCRC) indicates a much greater proportion of children are physically assaulted. According to CCRC researchers just more than half of youth (53%) experienced a physical assault. The highest rate of physical assault victimization occurred during between ages six and 12. In addition, the CCRC survey indicated 8.2% of experienced sexual victimization, including sexual assault (3.2%) and attempted or completed rape (2.2%).

In 2008, 50,565 reports of child abuse or neglect were received by the Missouri Department of Social Services, Children's Division. Homicide was listed as the death certificate manner of death for 59 Missouri children in 2007 by Department of Social Services.

Citing *Crime in Missouri*, in 2008, a total of 31,632 domestic violence incidents were reported by Missouri law enforcement agencies. Of these incidents, the majority involved spouses (22.3%), persons not married but residing together (25.9%), or blood relatives (15.2%). In 2008, a total of 54 homicides were reported in Missouri that were related to domestic violence. Of these homicides, 35.3% involved a female family member including wives, mothers, daughters, stepdaughters, or girl friends. Another 11.1% involved fathers and sons. Husband/wife relationships accounted for nearly one quarter (22.3%) of all 2008 domestic violence related homicides.

The consequences of domestic violence are far-reaching not only for families but for society as a whole. The U.S. Department of Justice has estimated that during their lifetime, one out of every six American women will experience violence by an intimate partner. Adults in abusive homes have a greater chance of developing alcohol, drugs, gambling, or relational problems. It has been suggested that children growing up in abusive households may develop problems with alcohol and drugs. These children also may become violators to their children when they become parents. The 2006 National Violence Against Women Survey found that more than 200,000 woman are estimated to be victims of sexual abuse every year in the United States.

PROGRAM DESCRIPTION

Programs were sought that addressed the response of the Missouri criminal justice system to domestic / family violence in the State. These programs included law enforcement, intervention, and prosecution for domestic violence issues as they interfaced with the criminal justice system, regardless of where in or external to the system the program is based. Emphasis was placed on programs for victims of child sexual abuse and crimes against the elderly. Prosecution and court programs will be sought that demonstrate new and different approaches to the enforcement, prosecution, and adjudication of violent crime offenses. By encouraging applicants to develop new strategies and methodologies for dealing with violent crime, domestic violence and child abuse crime problems, it is hoped that gaps and/or redundancy in coverage areas will be minimized or eliminated and the effectiveness of available resources will be maximized. The program will also encourage applicants to develop a strategic view that encompasses more than one aspect of the war on violence and addresses elements such as supervision, employment, community service, mental and medical treatment, and restitution.

GOALS, OBJECTIVES, ACTIVITIES & PERFORMANCE MEASURES (PM)

Goal 1: Improve effectiveness of criminal justice agencies response to violent crime through targeted enforcement, investigation, prevention, prosecution, and adjudication of specific criminal offenders.

Objective 1: Law enforcement agencies and prosecution offices collaboratively focus on high crime rate geographic areas.

- PM: 1 - Identify high crime rate areas at local government level.
 2 - Initiate, plan, and deploy criminal justice teams to enforce, prosecute, and share information regarding problem properties and offenders in identified high crime rate areas.
 3 - Develop community involvement programs to inform and educate residents of high crime rate areas on crime prevention.
 4 - Implement advocacy groups to encourage support for crime prevention, offender treatment, and witness programs.

Goal 2: Improving the criminal and juvenile justice system's response to domestic and family violence, including spouse abuse, child abuse, and abuse of the elderly

Objective 1: Increase the awareness and skill levels of professionals involved in the identification, investigation, and prosecution of domestic/family violence

- PM: 1 - Number of training sessions / seminars held.
 2 - Number of persons attending training.

Objective 2: Provide for additional trained, specialized investigators and prosecutors.

- PM: 1 – An increase in the number of trained domestic/family violence investigators.
 2 – An increase in the number of prosecutors dedicated to domestic/family violence cases.
 3 – An increase in the number of specialized units dealing with domestic/family violence

Objective 3: Enhance the investigative abilities of domestic/family violence investigators.

- PM: 1 – An increase in availability of evidence gathering equipment.
 2 – Increased availability of tools to assist in interviewing domestic/family violence victims
 3 – Availability of equipment for the presentation of evidence to prosecutors and courts.

Objective 4: Develop judicially accepted alternative domestic/family violence victim interview techniques.

- PM: 1 – Victim’s exposure to repeated questioning by different investigators is minimized.
 2 – Investigators from different jurisdictions coordinate efforts.
 3 – Stronger court cases are realized.
 4 – Number of offenders that completed domestic/family violence education and/or treatment programs.

Goal 3: To develop and implement programs that enhance the response to crimes involving child abuse and neglect, including child sexual abuse.

Objective 1: Increase the awareness and skill levels of professionals involved in the identification, investigation, and prosecution of child abuse and neglect cases.

- PM: 1 – Number of training sessions/seminars held
 2 – Number of persons attending training.

Objective 2: Provide for additional trained, specialized investigators and prosecutors.

- PM: 1 – An increase in the number of trained child abuse/neglect investigators.
 2 – An increase in the number of prosecutors dedicated to child abuse and neglect cases.
 3 – An increase in the number of specialized units dealing with child abuse and neglect.

Objective 3: Enhance the investigative abilities of child abuse/neglect investigators.

- PM: 1 – An increase in availability of evidence gathering equipment.
 2 – Increased availability of tools to assist in interviewing child victims
 3 – Availability of equipment for the presentation of evidence to prosecutors and courts.

Objective 4: Develop judicially accepted alternative child victim interview techniques.

- PM:
- 1 – Victim’s exposure to repeated questioning by different investigators is minimized.
 - 2 – Investigators from different jurisdictions coordinate efforts.
 - 3 – Stronger court cases are realized.

PROGRAM ACTIVITIES/COMPONENTS

All projects funded through this program must:

- Maintain a time and activity sheet for personnel paid under the contract
- Report training attended by personnel
- Submit monthly reports of expenditures
- Submit semi-annual and annual project progress reports
- Be required to submit evaluation data for measuring performance
- Submit a copy of the formal agreements for inter-disciplinary investigation teams.
- All projects funded from this program will receive at least one (1) monitoring contact
- Submit all training plans and curriculums, community involvement program plans, and victim service awareness programs

EVALUATION METHODS

Evaluations are based on annual and semi-annual reports submitted by grant recipients.

EVALUATION RESULTS (ER)

The following evaluation results were obtained from annual reports submitted by all programs funded under this program area.

St. Louis City Community Crime Strike Force: This project supported a special unit with the St. Louis Circuit Attorney’s Office to focus suppression, law enforcement activities, and crime prevention techniques in areas with specific crime problems, known as “hot blocks”. The goal of the project was to increase community safety and reduce criminal activity. This goal was achieved by: 1) Effectively utilize circuit attorney’s office resources to make the greatest impact on residents’ safety; 2) Collaborate with St. Louis Metropolitan Police Department (SLMPD) with response to and prevention of crime in areas with specific crime problems; 3) Enhance prosecution and implement deterrence strategies; 4) Establish strong law enforcement presence in high crime rate areas; and 5) Provide community education and foster communication with residents.

Report of Success: A specialized unit of Assistant Circuit Attorneys and an Investigator were selected to be part of the Community Crime Strike Force (CCS), with a mission to address crime in designated “hot blocks,” and to address trends in specific crimes within those “hot blocks.” Using the proven principles of community policing and community prosecution, the CCS initiated intensive suppression, law enforcement activities, and prevention techniques in a “hot block” - community prosecution model to decrease crime in the City of St. Louis.

Identification was made of the six new Hot Block areas identified within the City of St. Louis. These newest areas are within the neighborhoods of Wells Goodfellow and Dutchtown.

Arrest and calls for service information from police representatives as well as case issuance rates, showed an increased level of criminal activity in several areas. The CCS team elected to include ten additional blocks within the area that showed increased levels of criminal activity to its focused prosecution efforts.

The Circuit Attorney’s Office received a number of internal reports that were formulated to assist in analysis of the case information database. This database includes information about criminal charges and geographic locations that is invaluable to the CCS as the team decides where best to focus prosecutorial efforts. Some of these reports have been used to tabulate case issuance rates and trends in criminal activity.

Members of the Community Crime Strike Force (CCS) in an effort to remain knowledgeable about current trends in criminal activity within the City of St. Louis met regularly with police officers, detectives and ranking officers from each of the three super stations in the Police Department. The following partial list represents the ongoing attempt by the CCS team to share

information with the police about criminal activity and chronic offenders in the Hot Block areas. The areas visited for the exchange of information were: residents from neighborhoods that include Hot Block areas, and the Office of the United States Attorney for the Eastern District of Missouri.

To determine the areas with the most need of intervention, the Circuit Attorney's CCS relied heavily on empirical data for the number and type of cases in specific neighborhoods and streets located in the City of St. Louis. Additionally, the team conducted working meetings with the SLMPD Mobile Reserve. The following 16 areas are the Hot Blocks that have been identified from 2004 - 2009: 1) Central West End; 2) Downtown; 3) Downtown West; 4) Fairgrounds; 5) McRee; 6) Benton Park; 7) Benton Park West; 8) Dutchtown; 9) Gravois Park; 10) Tower Grove East; 11) Carr Square; 12) O'Fallon Place Apartment Complex; 13) Jeff Vander Lou; 14) The Greater Ville; 15) Wells Goodfellow; and 16) Columbus Square. It was determined that the following crimes occurred more frequently in the above mentioned Hot Blocks, with the most frequent listed first: narcotics (possession, trafficking, and sales), burglary, weapons, and robbery.

Since the end of June, 2008 the Circuit Attorney's Office received a total of 117 cases that occurred in the Hot Block areas. The CCS team members attended 6 monthly neighborhood meetings during the grant period.

The attorney advocated against bond release for targeted individuals with prior probable cause hearings, trial, and sentencing in cases presently assigned and in an estimated 50 new cases assigned during the 2008 – 2009 grant period.

The ACA attorney advocated for Neighborhood Orders of Protection/Stay Away Orders in all cases where the defendant had been released on bond. The attorney obtained such orders from the Court in 21 cases. Additionally, the ACA attorney assisted attorneys in the Misdemeanor Unit in obtaining stay away orders for defendants charged with misdemeanor offenses occurring within the designated Hot Blocks. The ACA attorney advocated for probationary programs in all cases involving Hot Blocks areas where the defendant received probation. Such programs included, but were not limited to, community service, shock time, drug evaluation and treatment, stay away orders, restitution to the owner of property damaged as a result of the defendant's actions, and job training and/or education. The ACA attorney met regularly with the Chief Prosecutor of the Circuit Attorney's Community Affairs Bureau in order to share and discuss information from the police department and neighborhood residents in the Hot Block Areas. The ACA attorney enhanced legal and advocacy skills by four rotations into the Warrant Office during the grant period. The attorney served in an on-call fashion in the Warrant Office during the last twelve months, and was called to review cases arising in Hot Blocks areas as the trial schedule allowed.

The CCS attorney attended eight in-house trial skill training sessions: 1) Issuing Cases Effectively and Accurately 2) Gambling Laws and Prosecution in Missouri; 3) Prosecutorial Ethics, 4) Effective Public Speaking – Tips for Prosecutors, 5) Prosecuting Post-Conviction Relief Actions, 6) Addressing Racial Issues in Voir Dire and Trial 7) Polygraph Examinations and 8) Search Warrants. The attorney also attended a national seminar on Community Prosecution.

St. Louis City Circuit Attorney's Office Domestic Violence Investigator: This project continued support of a misdemeanor domestic violence investigator to work with the St. Louis Attorney's Office domestic violence attorney. The goal of this project was to increase community safety and reduce domestic violence in the City of St. Louis. This goal was to be achieved by two objectives: 1) Focus on misdemeanor domestic violence incidents through cooperative efforts of the Misdemeanor Domestic Violence (DV) Investigator and the Circuit Attorney Office Violent Unit; and 2) Focus efforts on enhancing misdemeanor domestic violence investigation, evidence collection, and trial preparation for prosecution.

Report of Success: The Misdemeanor Domestic Violence Investigator worked 311 cases and the Misdemeanor DV unit issued 117 new cases. The investigator acting as a liaison between the St. Louis Metropolitan Police Department and the Circuit Attorney's Office interviewed 5 police officers in preparation for trial on misdemeanor domestic violence cases. In addition, the investigator requested follow-up police reports in 5 cases, lab tests in 7 cases and investigations included photographs in 53 cases, crime scene reviews, witness interviews, medical releases were obtained in 37 cases, and additional evidence was collected for 84 cases.

Potential witnesses were located, served subpoenas, and interviewed for 230 pending misdemeanor domestic violence cases. The investigator served subpoenas for witnesses and victims in approximately seven to 12 bench trials and three to four jury trials per week. The Misdemeanor DV Attorney currently has 81 cases pending trial dates. The Misdemeanor DV Investigator personally served subpoenas to 162 victims and interviewed 101 victims. Only 84 cases resulted in Dismissed for Failure to Prosecute. An agreement is in place with the judges of the misdemeanor divisions that cases will be Nolle Prossed by the Circuit Attorney's Office rather than be dismissed.

The Misdemeanor DV Attorney prepared 400 cases during the grant period. Trial preparation assistance was provided for 311 cases. During the grant period, 196 cases were disposed involving 200 criminal charges. The DV Investigator obtained record checks in 116 cases. Defendant background investigations and criminal histories were completed by the St. Louis Metropolitan Police Department and presented at the time of the warrant application.

Team meetings between the attorney, advocate, and investigator were held weekly with contact information communicated by email. All victims contacted in person were referred directly to the Victim Services Unit advocate, and the advocate was involved in victim interviews/meetings initiated by the attorney. The advocate provided the brochure and additional referrals. The Misdemeanor DV Attorney disposed of 200 cases by guilty plea, completed 9 bench trials, and 3 jury trials during the Performance Report time period. There were 36 cases dismissed as failure to prosecute and an attorney obtained statements from victims in 101 cases. The investigator worked 306 cases during the grant period with peak caseload assistance during the months of June through December. The investigator transported a victim to court in 25 cases.

The Misdemeanor Attorney provided a list of cases tentatively assigned for bench and jury trial approximately two weeks prior to the hearing date. The Misdemeanor Investigator reviewed case files for specific needs and committed a significant amount of time to locating victims in order to provide personal service subpoenas for the trial.

This project provided a significant contribution to the prosecution of domestic violence cases. Members of the Domestic Violence Unit, St. Louis Police Metropolitan Department, and domestic violence service providers, along with dispatchers, trained with focusing on interviewing of victims, collection of evidence, and report writing with information necessary for success of prosecution in domestic violence cases.

Washington County Special Investigator of Crimes Against Children Program: This program continued support of a special investigator to collaborate with Washington County's Prosecuting Attorney's Office to investigate crimes involving children. The goals of the program were: 1) Improve the criminal justice system's response to serious child abuse cases through collaborative agency efforts; and 2) Specialize and improve investigations and increase prosecution rates of child abuse offenders. The objectives of the program were: 1) Investigate incidents of child sexual and felonious physical abuse and fatality cases; 2) Lead and coordinate a multidisciplinary team investigating child abuse cases; and 3) Improve life conditions of victims and non-offending parents by removing contacts with offenders.

Report of Success: The Special Investigator for Child Abuse/Neglect (SICAN) program began July 2003. This program has now successfully operated with measurable results for seventy-two months.

The following are totals from investigations of a collaborated effort between numerous regional law enforcement and children's agencies: Officers investigated 41 cases with 62 victims (39 females and 23 males) and 43 suspects / perpetrators (4 female, 39 male). Of these 41 cases, 8 cases involved multiple victims and 5 cases involved multiple suspects / perpetrators.

The types of cases investigated were sexual related crimes, child abuse, and child fatalities. Of the cases investigated, charges were filed in 18 cases. At the time of this report, five remained open and were still under investigation. Eleven of the cases were unsubstantiated and found to be false allegations or no disclosures, and one case was referred to another jurisdiction. Three cases were refused for prosecution and one conviction was obtained. Of the 41 cases, ten were for child abuse, one for child fatality, 29 for sexual abuse, and one unknown.

The Special Investigator attended one hundred seventy two hours of continued education, mostly directly related to child abuse and child sexual abuse. The Investigator is revising the "Satisfaction Survey", to be filled out by victims and their family after completion of their cases. Also the Investigator is assisting the Children's Advocacy Center of Easy Central Missouri by developing training for first responders to promote a better understanding of their duties and protocol.

PURPOSE AREA: PREVENTION AND EDUCATION

Number of Sub-grants: 1

Number of Sites: 1

Federal Funds Awarded: \$201,078.28

PROBLEM STATEMENT

Clandestine production of methamphetamine is very dangerous because of the volatile, hazardous and toxic chemicals and processes involved. It not only poses risks to those involved in this illegal drug industry but also to law enforcement, fire service, and other emergency response officials who discover, collect evidence, and dispose of clandestine laboratory sites. In addition, environment and public exposed to these are negatively affected. The instability of chemicals used in methamphetamine can cause fires and explosions during its production as well during cleanup of dumpsites. Outdoor clandestine laboratories are typically located in rivers, fields, and forests causing extensive damage to the environment. Because of methamphetamine production doesn't require elaborate equipment, indoor clandestine laboratories are commonly found in private residences, hotels/motels, garages, and abandoned buildings. This can expose family members as well as unassociated public to toxic chemicals.

Evolving chemical processes to produce methamphetamine has possibly increased the hazards to all coming in contact with them. According to the National Drug and Intelligence Center (NDIC), five common production methods are used to make methamphetamine. Four of these involve chemical reduction ephedrine/pseudoephedrine but use different precursor chemicals. Common precursor chemicals include, but not limited to, hydriodic acid, red phosphorous, hypo-phosphorous acid, anhydrous ammonia, and mercuric acid. All of these are toxic and afford many health risks to those in contact.

In FY 2009, multi-jurisdictional drug task forces destroyed 1,206 clandestine methamphetamine laboratories. Almost one half of these (27.3%) were in the St. Louis, Troop C area. Although the number of seized clandestine laboratories suggests this illicit drug industry has decreased in recent years, it continues to be very problematic in Missouri.

PROGRAM DESCRIPTION

Programs were sought that addressed the response of public safety and emergency service officials to clandestine methamphetamine laboratories. Applications were encouraged that addressed crime scene processing, site cleanup, and disposal of chemicals and equipment associated with these labs. Provision of supplies, training, and reference materials was available to Missouri law enforcement, fire service, and other emergency response officials to effectively equip them to safety process methamphetamine laboratories and construct collection stations for chemical disposal.

GOALS, OBJECTIVES, ACTIVITIES, AND PERFORMANCE MEASURES (PM)

Goal 1: Improve effectiveness of public safety and emergency service officials' response to processing of clandestine methamphetamine laboratories.

Objective 1: Law enforcement, fire service, state agencies collaboratively and appropriately respond to removal of methamphetamine laboratories.

PM:

- 1 - Develop communication plans and jurisdictional procedures to address methods for responding to service calls involving methamphetamine laboratories.
- 2 - Acquire proper supplies and equipment to effectively and safely clean methamphetamine laboratories.
- 3 - Establish and maintain hazardous material collection/control sites within a reasonable distance of each task force's area of operations

Objective 2: Ensure first responders are adequately trained to initially process, collect criminal evidence, and quarantine discovered methamphetamine laboratories.

PM:

- 1 - Develop and provide training materials to law enforcement, fire service, and other emergency service personnel.
- 2 - Identify providers in service area
- 3 - Attendance of personnel in training

PROGRAM ACTIVITIES/COMPONENTS

All projects funded through this program must:

- Maintain a time and activity sheet for personnel paid under the contract
- Report training attended by staff
- Submit monthly reports of expenditures
- Submit annual and semi-annual project progress reports
- Be monitored at least one (1) time to ensure compliance with guidelines
- Be required to submit evaluation data for measuring performance

EVALUATION METHODS

Evaluation reports were based on semi-annual and annual reports submitted by the sub-recipient.

EVALUATION RESULTS (ER)

Missouri Department of Natural Resources Clandestine Drug Laboratory Collection Station: This continuing project supported the Department of Natural Resources, Environmental Emergency Response Section, Environmental Services Program to expand and enhance an existing project for responding to methamphetamine clandestine laboratory clean up requests. The goal of this project was to increase safety and reduce risk of injury to the staff, the public, and the environment exposed to clandestine laboratories. This goal was achieved by three objectives: 1) Provide proper supplies and reference material to Missouri law enforcement, fire service, and other emergency response officials; 2) Provide supplies for processing and disposal of clandestine drug lab materials to clandestine drug laboratory collection stations; and 3) Provide on-site responses to clandestine methamphetamine laboratory incidents, when requested by law enforcement, fire station, and other emergency officials.

Report of Success: The Missouri Department of Natural Resources' Environmental Emergency Response (EER) was afforded the purchases of proper supplies and reference materials to Missouri law enforcement, fire service and other emergency response officials to help them safely respond to clandestine methamphetamine lab incidents and perform their jobs with reduced risk of injury to themselves, the public, and the environment, supplies to process and dispose of clandestine drug lab materials from the clandestine drug laboratory collection stations (CDLCSs), and on-site response to clandestine methamphetamine lab incidents, if assistance was requested by law enforcement.

Part of the funding from this grant was used to purchase necessary personal protective equipment and supplies for safety, cleanup and air monitoring to help law enforcement and others respond safely and properly manage seized clandestine drug lab materials. The Department provided items such as chemical protective coveralls, sample bottles and vials, buckets and lids, air purifying respirators, respirator cartridges, nitrile gloves, trash bags, disposable pipettes, Drager detection tubes and kits, over pack drums, and various calibration gases to law enforcement agencies. By providing these supplies, the Department helped ensure that these agencies could respond to clandestine methamphetamine lab incidents with reduced risk of injury to themselves, the public and the environment.

The Department established twenty (20) CDLCSs throughout the State. These CDLCSs accepted drug lab material from various law enforcement and drug task force agencies. The Department provided supplies, operational oversight, and assistance to collection stations. The Department also provided assistance to the CDLCS personnel and helped with the processing of waste materials accepted at the collection stations, ensuring the completing of all required documentation. The Department used a tracking system to account for drug lab materials accepted at the collection stations. The following were processed: reused/recycled material, solid waste, hazardous waste, and hazardous substances. The EER has staff available to respond on-site to clandestine drug labs and assist law enforcement, drug task forces, fire department, and other agencies within the State of Missouri with the proper management, cleanup and disposal of clandestine drug lab chemicals. From June 1, 2008 through June 30, 2009, the Department received three requests from law enforcement for on-site assistance.

PURPOSE AREA: CORRECTIONS AND COMMUNITY CORRECTIONS

Number of Sub-grants: 0

Number of Sites: 0

Federal Funds Awarded: \$0.00

PROBLEM STATEMENT

The increase in enforcement and prosecution programs has resulted in an increased filing of domestic violence and child abuse charges throughout the state court system. These cases processed through standard channels must compete with violent felonies for the court's attention. It is not an unusual occurrence for different components of criminal justice processing these cases to have some degree of "tunnel vision". This focus on one aspect of the problem can result either in gaps in initiatives from the law enforcement, judicial, correctional, and medical components, or in initiatives overlapping. This has the potential effect of diluting resource allocation and overall performance outcomes.

PROGRAM DESCRIPTION

Court delay reduction programs are designed to improve the case flow management of the public defender system, which will aid in balancing all components of the criminal justice system in Missouri. Defense based alternative sentencing programs are designed to offer courts an option between prison and probation by developing individual sentencing plans for drug offenders. Special drug courts are designed to relieve crowded felony dockets, reduce case processing time and establish mechanisms for more creative and effective dispositions. In some cases, special drug courts link defendants to community-based drug treatment programs in an effort to reduce drug use and drug-related crime. By increasing the use of sentencing alternatives other than incarceration for certain drug defendants; these special drug courts can result in substantial system cost savings.

GOALS, OBJECTIVES, ACTIVITIES & PERFORMANCE MEASURES (PM)

Goal 1: Reduce recidivism rate for first time non-violent offender.

Objective 1: Cooperation and coordination between law enforcement, the judge, prosecutor and public defender to coordinate and maintain support for a program and to develop goals, procedures, and guidelines on court delay reduction program.

PM: 1 - Provide a "needs assessment" of the local court system.
2 - A policy and procedure manual for the court delay reduction program will be developed.
3 - Ongoing communication among the judge, prosecutor, and public defender to identify and resolve problems as they arise.
4 - Written agreement to abide by the procedural rules of the court and interagency cooperation.

Objective 2: Link defendants to community based alternatives or drug treatment.

PM: 1 - Community meetings will be held to discuss the resources and options as early as possible in the implementation process to help maximize understanding and support of the goals of the court delay reduction program.

Objective 3: To reduce the time to disposition, without compromising due process or public safety considerations.

PM: 1 - Channel all eligible drug cases into the system as early in the adjudication process as feasible.
2 - Implement a system of full and early discovery.
3 - Expedite production of laboratory reports and distribute results to the prosecutor and defense as soon after arrest as possible.
4 - Develop written procedures for assigning and maintaining cases. There should be specific procedures for responding to violations of court orders or treatment program rules and/or failed drug screenings and there should be rewards for achievements.
5 - The development of processing procedures that outline plea bargaining guidelines.

PROGRAM ACTIVITIES/COMPONENTS

All projects funded through this program must:

- Provide assessment instrument
- Provide reports to include recidivism rates of those completing program
- Provide reports including employment rates of those completing program
- Provide semi-annual and annual project progress reports
- Be site monitored to ensure compliance with guidelines
- Be required to submit evaluation data for measuring performance

EVALUATION METHODS

Evaluation methodology utilizes semi-annual and annual reports submitted by the sub-recipient.

EVALUATION RESULTS (ER)

No programs funded under this purpose area during fiscal year 2009.

PURPOSE AREA: DRUG TREATMENT

Number of Sub-grants: 0

Number of Sites: 0

Federal Funds Awarded: \$0.00

PROBLEM STATEMENT

There is ample documentation of the connection between substance abuse and crime. The impact substance-abusing offenders have on society, the criminal justice system, and themselves are significant. Most notably, the drug-involved offender typically commits many more crimes than the non-involved offenders. They are likely to commit hundreds of crimes including robberies and burglaries each year. We know that large numbers of criminal offenders are active abusers of illicit drugs and alcohol and that a relatively small number of drug involved offenders are responsible for a grossly disproportionate amount of crime. The need to focus on the development of effective strategies for addressing drug and alcohol abuse among juvenile and adult offenders is evident. The growing understanding of the relationship of substance abuse and crime has supported the need for comprehensive and coordinated substance abuse services at all points of the criminal justice system.

PROGRAM DESCRIPTION

A variety of effective programs, such as substance abuse counselors, drug treatment and intervention, and intensive supervision of juveniles have been implemented throughout the state. This is a comprehensive focus on substance abuse services at all levels and includes the following key components: Appropriate assessment and intervention, substance abuse education, a range of treatment modalities to meet offender need levels, after-care services, an emphasis on continuity of care, and an on-going concern for quality assurances. The primary focus of the Intensive Supervision Probation/Parole program will be to provide additional public corrections resources and improve the corrections systems.

GOALS, OBJECTIVES, ACTIVITIES & PERFORMANCE MEASURES (PM)

Goal 1: To address defendant's needs through effective case management, reduce drug use and recidivism, relieve pressures on non-drug caseloads and concentrate drug case expertise in one courtroom.

Objective 1: Court officials are provided training in alternative sentencing and drug court procedures.

PM: 1 - Attendance of personnel at training

Objective 2: Implementation of alternative sentencing and drug court procedures.

PM: 1 - Develop standard operating procedures for participant eligibility
2 - Develop methodology for participant tracking

Objective 3: Provide offender based education; job and life skills training that will help them become productive and drug-free citizens.

PM: 1 - Identify providers in service area
2 - Develop working relationship and implement memorandum of understanding with appropriate service providers
3 - Assemble baseline data on participants to allow for quantifiable success measurement

Goal 2: To develop, implement and provide prioritized substance abuse treatment services to include assessment education, treatment, interventions, modalities, after care, and support groups.

Objective 1: A research design component and implementation plan is necessary to provide an assessment of the problems and steps to be taken to address these problems.

PM: 1 - Provide steps taken to assess problems and develop implementation plan

Objective 2: To develop, as determined appropriate, treatment and intervention plans, drug education services, and self-help groups.

- PM: 1 - A copy of the policies and procedures will be provided
2 - Specialists will be hired to support treatment, education and group therapy programs
3 - Specialized training will be provided to support treatment, education, aftercare and group therapy programs

PROGRAM ACTIVITIES/COMPONENTS

All projects funded through this program must:

- Provide a need assessment
- Provide assessment instrument
- Provide a detailed action plan for the proposed program
- Provide reports to include recidivism rates of those completing program
- Provide reports including employment rates of those completing program
- Provide semi-annual and annual project progress reports
- Be site monitored to ensure compliance with guidelines
- Be required to submit evaluation data for measuring performance

EVALUATION METHODS

Evaluation methodology utilizes semi-annual and annual reports submitted by the sub-recipient.

EVALUATION RESULTS (ER)

No programs funded under this purpose area during fiscal year 2009.

PURPOSE AREA: PLANNING, EVALUATION, AND TECHNOLOGY IMPROVEMENT

Number of Sub-grants: 6

Number of Sites: 6

Federal Funds Awarded: \$364,469.17

PROBLEM STATEMENT

In today's society, criminal history records are becoming increasingly relied upon by the criminal justice system to make charge, release, and sentencing decisions. Records are also used as a tool when making decisions regarding licensing and employment purposes, including foster care, schoolteachers and bus drivers, hospital, nursing home, and home health care employees, and in transactions relating to the purchase of firearms. Local criminal justice agencies are required to report criminal history to the Missouri State Highway Patrol's Central Criminal History Records System (CHRS) repository. The paper system of reporting is quickly becoming obsolete and does not allow timely, accurate, and complete criminal histories. Local criminal justice agencies are unable to report in an adequate manner when they have to stretch their budgets and personnel to the limits just to get their core duties accomplished. In order to achieve complete, accurate, and timely criminal history records, cooperative efforts of all the components of the criminal justice system must be implemented.

Illicit drugs impact on society is manifested in many ways. The criminal justice system is negatively impacted by the resources and efforts expended to control both illicit drug use and industries. These drugs also negatively affect the health of Missouri citizens, economic infrastructure, social fabric, and environment. No single data source or information system can directly measure illicit drugs adverse impact on these. The nature, extent, and temporal and geographic trends can only be accessed through analysis of many disparate data systems such as those of criminal laboratories, law enforcement, juvenile and adult courts, hospitals, treatment centers, and corrections.

PROGRAM DESCRIPTION

Given that each component of the criminal justice system is responsible to a different authority (such as the circuit courts to the Office of State Courts Administrator, prosecutors and sheriffs to their constituencies and police to the mayor or city manager), no one agency can effectively support all elements of the criminal history system. This program is designed around a support structure to address each component. Through cooperative efforts, law enforcement, prosecutors, and courts will provide an integrated solution to improve the completeness, accuracy and timeliness of Missouri's criminal history records. The local criminal justice agencies will be provided with equipment, software and training for the automation and integration of systems for the improvement of the criminal history reporting capabilities. The implementation of law enforcement case management, prosecutor case management and courts case management systems will provide statewide access for users. Once local agencies are automated and linked to the state criminal record repository, the federal criminal files, state and federal wanted files and other databases become a substantial tool in fighting crime and protecting our citizens. A totally automated system is being developed where each agency with reporting responsibilities interacts directly with the criminal history system to provide the required information for the record event under their jurisdiction. The CHRS repository would then be responsible for coordinating this effort and controlling the quality and dissemination of the records. They would also be available to assist any element of the system that encounter problems and be responsible for training on an as needed basis.

The purpose of the Justice Assistance Grant Program is to assist states and units of local government in implementing specific programs that offer a high probability of enhancing and improving the efficiency and effectiveness of the criminal justice system. Special emphasis is placed on controlling violent and drug-related crime and serious offenders, and fostering multi-jurisdictional and multi-state efforts to support national drug-control priorities. This is achieved through analysis of the illicit drug problem in Missouri and maintaining several criminal justice data systems.

GOALS, OBJECTIVES, ACTIVITIES & PERFORMANCE MEASURES (PM)

Goal 1: Promote the timely collection of criminal history record information from all criminal justice agencies in Missouri and store these records at Missouri CHRS repository.

Objective 1: Develop a comprehensive information and training program to assist agencies in complying with mandatory criminal history records reporting requirements.

- PM: 1 - Representatives from the courts, law enforcement and prosecution will meet monthly to develop an automation plan.
 2 - Training plans and curriculums of developed training programs.
 3 - Number of sites where training and assistance is provided.

Objective 2: Provide equipment and software systems for automating criminal justice agencies.

- PM: 1 - Counties throughout the state will be scheduled for implementation of systems.
 2 - Teams will install hardware and software and train criminal justice personnel based upon the implementation schedule.
 3 - Number of counties automated.

Goal 2: Establish a series of policies, procedures, systems, and reporting recommendations to enable the State of Missouri to effectively manage the JAG Program by analyzing drug and violent crime environment in the State; assessing effectiveness of existing programs; and offering data and interpretive analysis support for development of new programs.

Objective 1: Ensure administration requirements of Edward Byrne Memorial Justice Assistance Grant are adequately met.

- PM: 1 - Develop a drug and violent crime strategy as required under the Edward Byrne Memorial Justice Assistance Grant.
 2 - Provide research services to Missouri DPS, criminal justice authorities, and other public officials.
 3 - Develop and publish evaluation criteria and information systems for funded programs
 4 - Provide statistical assistance in maintenance of UCR summary based information system

Goal 3: Provide training and support to criminal justice agencies with Missouri required crime reporting, including the Uniform Crime Reporting (UCR) System and Criminal History Records System (CHRS).

Objective 1: Operate and maintain statewide UCR System

- PM: 1 - Train Missouri law enforcement agencies with reporting requirements
 2 - Conduct quality assurance reviews and audits
 3 - Assist Missouri law enforcement agencies with reporting procedures

Objective 2: Support CHRS fingerprint and case disposition requirements

- PM: 1 - Train Missouri law enforcement, prosecutor, and court agencies on correct record processing and procedures.
 2 - Conduct seminars and attend conferences to support JAG
 3 - Employ CHRS quality control procedures and programs to monitor CHRS fingerprint and case disposition reporting compliance

PROGRAM ACTIVITIES/COMPONENTS

All projects funded through this program must:

- Identify the various criminal justice agencies providing input to the CHRS
- Provide a list of counties that are automated
- Provide a list of counties where training and assistance is provided
- Provide bid specifications on equipment
- Provide reports showing increase of criminal records being reported
- Submit monthly report of expenditures
- Conduct required crime and drug analyses and publish reports
- Submit semi-annual and annual progress reports
- Be monitored at least one (1) time during the contract period

EVALUATION METHODS

Evaluations are based on semi-annual and annual reports submitted by sub-recipients.

EVALUATION RESULTS (ER)

Gladstone Police Department Crime Analysis: This project involved development of a crime analysis program by Gladstone Department of Public Safety (DPS) to establish a series of crime reporting procedures, systems, and recommendations that increases the Department's crime solving abilities. The goal of this project was to decrease criminal activity in the community of Gladstone and was to be achieved by four objectives: 1) Develop systematic processes for crime reporting, collection, and analysis; 2) Assist planning deployment of resources; 3) Develop investigative leads; and 4) Assist in criminal case clearances with supportive existing community policing and crime prevention programs.

Report of Success: The crime analyst routinely made daily acquisitions of crime information from the records management system. All crime reports were evaluated for developing trends or patterns and the analyst received daily and weekly Crime Alert Bulletins from outside agencies such as Kansas City, Shawnee, Clay County, and Platte County.

The crime analyst conducted regular briefings with all the department command staff in regards to crime patterns and crime series. He also produced and distributed crime bulletins on a weekly basis or more when a definite pattern of crime was identified. The analyst occasionally attended patrol roll calls and helped disseminate information regarding suspect information and activity. The crime analyst produced a monthly Crime Statistical Report for review by the Support and Uniformed Field Commanders as well as the Director of Public Safety. These reports detailed crime patterns sorted by patrol districts and neighborhood associations. Also, the analyst produced monthly graphs and charts to show various crime patterns and these graphs were incorporated into presentations that have been shared with various civic and neighborhood groups.

A recent goal set by the City Council for 2010 is to organize and form a Home Owners Association in all established neighborhoods in Gladstone. The Gladstone Crime Analyst will play a major role in organizing and educating the association.

To support the technical functions of the crime analyst, the department purchased the following equipment: personal computer and monitor, wide format printer and computer software and licenses.

Ironton Police Technology Improvements: This program funded the improvement of existing technical infrastructure of Ironton City Police Department and Ironton Municipal Court. The goal of this project was to improve Ironton's data processing capabilities by installing new computer equipment and programs. This goal was achieved by three goals: 1) Provide new software and hardware to improve performance of the Ironton Police Department records management system; 2) Replace three Ironton Police Department computer workstations and add two new computer workstations; and 3) Purchase fax machine and card printer to provide high quality identification cards for public safety agencies.

Report of Success: Improvement in the Ironton Police Department's ability to capture, process, store, report, and analyze crime data is in progress. New versions of Microsoft Office and Adobe Acrobat have been purchased and several records management systems software was analyzed. New versions of Microsoft Office and Adobe Acrobat were purchased to improve the Municipal Court Clerk's ability to use automated means to capture, process, store, report, and analyze data. The Department provided durable and professional identification cards to their public safety officers, and a new card printer was purchased and staff was trained in their use. The Department purchased facsimile equipment to ensure timely receipt of announcements and bulletins and the ability to transmit information to other agencies. The Department purchased necessary hardware required to process the new records management software.

The Department purchased new record management system software which has lower maintenance costs than the current software. Various software packages were evaluated prior to this purchase. Conversion of data in existing records management program to the new program is in process. The time officers spend entering data into the records management software has decreased as the new software reduces redundancy of data entry and provides a more officer-friendly portal for data entry. Administrative time and costs for crime statistics reporting (Uniform Crime Reports and racial profiling) and analysis has also decreased as the new records management software addresses this requirement.

Migration of municipal court records system to the standardized program provided by the Office of State Courts Administrator is in process. Replacement of older computers and two additional desktop computers to the Police Department is in process.

Lincoln County Courts Video Network System: This program provided for the acquisition of video monitoring/conferencing equipment to improve Lincoln County's criminal justice system, criminal arraignment, and processing county jail inmates. A video network system allows remote access by county jail inmates to the Lincoln County court, probation office, and public defender's office. With video conferencing, judicial officers are able to interview and arraign inmates without leaving their offices. This will reduce officials' travel time between their offices and the county jail and courtroom and docket time, subsequently reducing the amount of time required for criminal arraignments. This equipment will decrease escape opportunities of offenders and increase the safety of victims and witnesses required to appear in court.

Report of Success: The Lincoln County Sheriff's Office hosted numerous meetings with the Judicial Judge and a Judicial Representative to gain full commitment for the implementation of the Video Arraignment Grant project. Full commitment was assured for the implementation of this project. However, during the budget review all spending was froze. On January 20, 2009 a new fiscal budget was approved and the project was moved towards completion. In May 2009 funds were dispersed to purchase the video monitoring / conferencing equipment.

Missouri State Highway Patrol - Criminal History Improvement Program: This continuing project was designed to enhance the capabilities of Missouri's Criminal History Records System (CHRS) and coordinate efficient reporting to CHRS by responsible criminal justice agencies. This program is part of the National Criminal History Improvement Program (NCHIP) who's goal is to assist states with improving criminal history record completeness, automation, and accuracy, and development of programs to support the National Instant Check System (NICS). The goal of the Missouri program was to improve reporting of criminal history to the criminal history repository. Program objectives were: 1) Provide training on proper techniques in creating and submitting criminal records and certification of electronic fingerprint images; and 2) Increase criminal justice agencies' electronic access to criminal history repository, and 3) Increase criminal justice agencies submission of data to statewide incident repository

Report of Success: The Courts interface with Justice Information System (JIS) was implemented with the capability of accepting SWJIS (legacy system) court records. Testing of that procedure is ongoing. An interface with Department of Corrections and the Office of Prosecutor Services was begun to identify most of the requirements for the two interfaces. An electronic interface from Missouri Department of Corrections for custody data to Criminal History was completed during this grant period. Prior to July 1, 2007, transactions were not sent electronically and this interface has allowed for years of incarceration data to be ready for transfer.

Criminal History Tasks - Below is a list of active and completed tasks:

1. Facilitated reallocation of MCHIP dollars for the most benefit of criminal history electronic interfaces.
2. Facilitated analysis of additional interfaces from local law enforcement to prosecuting attorney's to improve the accuracy of information to criminal history.
3. Facilitated prioritization of criminal history projects for future use of NCHIP grant funds.
4. Existing and new grant opportunities were monitored for possibilities of use for increased data sharing between Highway patrol, Corrections, Prosecutors, and Courts.
5. Facilitated contract for comprehensive criminal history assessment being performed during calendar year 2009.
6. Facilitated a modification of prosecutor charges from consolidated court system, rather than from individual disparate prosecutor systems to increase accuracy of reporting.
7. Facilitate meeting of the statutory Criminal Records and Justice Information Advisory Committee.
8. Facilitate the creation of a new Sex Offender Task Force under the Criminal Records and Justice Information Advisory Committee to address new registration legislation and issues.
9. Facilitate the creation of a new Warrant Subcommittee under the Criminal Records and Justice Information Advisory Committee to address uniform processes across the state for warrant entry and validation.

Statewide Incident Tasks - Below is a list of active and completed tasks:

1. Organized and facilitated Missouri Data Exchange (MoDEX) Governing Board meeting. Prepared presentations of progress on this statewide data sharing initiative.
2. Facilitated technical meetings with Missouri State Highway Patrol for implementation of COPLINK software in their facility for statewide information sharing, including GIS mapping, user-id management, and network hardware set-up.
3. Coordinated grant announcements, payment, and audits with state emergency management grant staff for COPLINK software implementation.
4. Facilitated the development and implementation of an interface with Information Technologies Inc. records management system software to the statewide incident repository.

5. Coordinated with Kansas City area agencies for a Kansas City COPLINK software node that links to the statewide incident repository (MoDEX) node.
6. Traveled and made multiple presentations and demonstrations of the COPLINK software to law enforcement agencies, and answered their questions regarding implementation.
7. Coordinated with BJA for the testing of incident data sharing from the state repository to the national Data Exchange (N-DEX) system.
8. Continued to work with juvenile authorities on a solution for the privacy of juvenile data shared with law enforcement through the statewide data sharing system.
9. Reviewed and assisted with evaluation of a records management system for state and local law enforcement agencies.
10. Worked with Missouri State Highway Patrol on a secure network solution for small law enforcement agencies without dedicated data circuits.
11. Monitored the development of an internet-based records management system called web-MIBRS for small law enforcement agencies.
12. Set up, tracked and approved payments for the statewide incident repository implementation from the state Electronic Grants Management System.

Missouri State Highway Patrol - Administrative Data Analysis And Problem Identification: This continuing project establishes a series of policies, procedures, systems, and reporting recommendations. The State of Missouri effectively managed the Edward Byrne Justice Assistance Grant (JAG) Program by analyzing drug and violent crime environment in the State; assessing effectiveness of existing programs; and offering data and interpretive analysis support for development of new programs. The Missouri State Highway Patrol, coordinating their activities with Department of Public Safety's CJ/LE Program staff, completed the following project goals: 1) Provided base-line information to properly assess Missouri's illicit drug and violent crime problems; 2) Supported successful administration of Missouri's JAG Program by providing needed research, evaluation, and data processing services and 3) Enhanced Missouri's UCR data collection application and output report application.

Report of Success: MSHP Statistical Analysis Center. A SAC member attended the Urban and Regional Information Systems Association (URISA) Conference in October 2008. This conference focused on geographic information systems (GIS) and data mapping. Information obtained at the conference has proven useful in SAC's efforts to map Missouri drug and crime data. Two SAC members attended the Missouri GIS conference in Kansas City in February and two SAC members attended Beginning Focus and Intermediate Focus training at the Motech facilities in February. Four SAC members attended a SAS / ESRI mapping software integration webinar in March.

Two reports, *Missouri Statewide Drug and Violent Crime Strategy* and *Nature and Extent of Illicit Drug Problems in Missouri* were developed during this grant period. The publication *Missouri Statewide Drug and Violent Crime Strategy* was completed and provided to DPS CJ/LE staff in August, 2008. Analyses were completed from data gathered from Missouri state agencies such as Department of Health and Senior Services and Department of Mental Health. Data analyses included treatment and hospital admissions, juvenile referrals, prison incarcerations, criminal arrests, intravenous AIDS / HIV cases, multi-jurisdictional drug task force seizures, crime laboratory cases, and MJTF survey responses. Results of these analyses were published in the publication entitled *Nature and Extent of the Illicit Drug problem in Missouri, 2008*. An Internet based survey instrument was designed and implemented to capture drug task force officials' perceptions of the drug industry in Missouri. The survey was distributed to the points of contacts of twenty-seven multi-jurisdictional drug task forces. Analyses of survey responses were completed and results were incorporated into the 2008 edition of the publication entitled *Nature and Extent of Illicit Drug Problems in Missouri*.

The Statistical Analysis Center (SAC) conducted the fifteen crime research requests during this grant period

The publication entitled *Justice Assistance Grant Evaluation Plan 2008– 2009* was published and provided to DPS CJ / LE in July 2008. In this publication, designs for programs funded in five purpose areas were constructed including prosecution / court programs (4 grants), prevention / education programs (1 grant), planning evaluation and technology improvement programs, (5 grants), multi-jurisdictional drug task forces (27 grants), and crime laboratories (12 grants). Each program design includes a set of criteria that DPS will use to determine success of JAG funded programs.

The *FY 2008 Edward Byrne Memorial Justice Assistance Grant Program Annual Report* was completed and provided to DPS CJ / LE staff in December 2008. Final reports of success were published in the *Annual Report* for FY08 funded multi-jurisdictional drug tasks forces and programs addressing law enforcement and drug task forces, prosecution and court, prevention and education, crime laboratories, internet cyber crime, and planning / evaluation / technology. In addition, summaries were published of quarterly reports submitted by multi-jurisdictional drug task forces and crime laboratories. A

strategic plan for implementing FY 09 JAG funded programs was included in the *Annual Report* with evaluation designs and performance measures.

Progress reports and quality control analysis were received and completed for FY08 fourth quarter and FY09 first through third quarter multi-jurisdictional drug task forces, FY 09 first through fourth quarter Crime Laboratories and Internet Cyber Crime Grant (ICCG). Progress reports were processed and data entered to their respective databases, and results of these analyzes were provided to DPS CJ/LE program staff.

Data describing locations of seized methamphetamine laboratories was received from MSHP DDCC. A set of 2003 through 2006 maps were constructed displaying lab locations by jurisdiction, manufacturing process, type of lab, etc. Another set of 2001 through 2006 maps were constructed displaying proportions of drug possession and sale / manufacture arrests by county. These maps have been published on the Missouri SAC website. Updates for 2007 and 2008 data are in progress. Mapping of seized methamphetamine data with GPS data is in progress. Maps displaying 2007 lab seizures in MSHP Troops D and E have been created and provided to the respective troops. Work continued on geocoding addresses of 2008 data and producing maps for this year and additional MSHP Troops.

All UCR data processing programs and WebFocus statistical reports were converted and tested to utilize UCR data migrated from the Office of Administration State Data Center to local servers maintained by the MSHP. A copy of the historic production UCR database was placed on a MSHP server and final testing was scheduled. Once testing is completed, all production processing will be maintained at the MSHP, resulting in a substantial cost saving to the MSHP.

MSHP Uniform Crime Reporting Unit: Technical assistance was provided for UCR training and report requirements, quality assurance reviews/audits, and assistance to local agencies in reporting procedures included the following.

From July 1 to December 31, 2008, the UCR Unit provided the following training:

Training Provided	# Students
MIBRS Software Application Support	9
MIBRS Basic Training	12
MIBRS Software Demo & Install	9
MIBRS Refresher Training	13
MIBRS Software Training	22
MIBRS Sub/Cert/Error File Processing Training	15
MIBRS Software Upgrades	13
One-on-one UCR Training	61
Patrol Recruit's UCR Basic Training	27
UCR Basic Training	104
UCR Refresher Training	44
UCR Training for Supervisors	89
Total	418

From July 1 to December 31, 2008 the UCR Unit conducted the following reviews and audits:

Audit	# Conducted
UCR	90

From July 1 to December 31, 2008 the UCR Unit processed the following reports and provided feedback to supported agency personnel and to the Missouri Department of Public Safety on agency reporting status:

UCR Reports Processed	
Approved	6092
Rejected	673
Total	6765

Development of an Internet based MRMS continued during this grant evaluation period. All data collection screens and database were developed in the Websphere environment. System and user testing was nearly completed and initial efforts were made to integrate the MRMS database to the MSHP MIBRS production database and file processing application.

Union Police Department - Critical Infrastructure Replacement and Upgrade: This project supported the purchase, installation, and implementation of new computer hardware and software for the Union Police Department. Upgrades were to be made to report writing and criminal justice information software and mobile data terminals to be installed in patrol vehicles. Additionally, the Union Police Department participated in Regional Justice Information Services membership within two years, joining other participating agencies from the metropolitan St. Louis area, St. Louis County, and St. Charles County. With this membership, Union Police Department has immediate access to criminal records, reports, and warrants and can share information from these jurisdictions.

Report of Success: The Critical Infrastructure Replacement and Upgrade Program modernized the existing criminal justice reporting system utilized by the Union Police Department, and added an updated mobile computing component. Also, the computer equipment within the Police Department was updated including individual work stations and a specialized workstation to store and access digital video/audio files. The Report Writing Software and accessing crime data files were updated.

Mobile Data Terminal's have been installed in each designated patrol car. Officers now are able to immediately access records, reports, crime information and regional data including driver's license records and warrant information. Officers can immediately access the Department's report writing system, assign case numbers on scene as well as research prior reports, identify property as lost or stolen evidence, and compare photographs from existing files to people objects or incident scenes.

An additional component of the software allows immediate information sharing through interdepartmental emails, "chat" sessions, and desk book pass-on information. Each officer can interact directly with other officers in a secure manner, reducing the amount of radio traffic, reducing the lag time involved with other forms of communication, and allowing for access to the information within the patrol vehicle.

All computer components have been tested and final implementation were completed during this grant period. At present, the components obtained under this program met or greatly exceeded the expectations at the time of the original contract and it provided components to the police Department that were completely unavailable prior to this program being implemented.

IV. Supplemental Information & Documentation

Internet Cyber Crime Grant (ICCG) Program*

Number of Sub-grants: 15

Number of Sites: 15

State Funds Awarded: \$1,455,397.93

**State funded grant program*

PROBLEM STATEMENT

Use of the Internet has become widespread in the United States and is accepted by many juveniles as a way to communicate with their peers by posting personal websites or joining social networks. Unfortunately the anonymity of the Internet can lead to misuse by sex offenders and sexual predators and cyber bullies. In a Youth Internet Safety Survey conducted by the Crimes Against Children Research Center, one in five U.S. teenagers who regularly log on to the Internet say they have received an unwanted sexual solicitation such as sexual talk or release of personal sexual information, and 1 in 25 youth were solicited to make offline contact. Of those solicited for offline contact, four percent of youth in the CCRC survey were solicited to meet via telephone, mail, or in person. Of the surveyed children, 77% of the targets for online predators were age 14 or older and another 22% were aged 10 to 13.

Another common misuse of the Internet is consumer fraud or other white collar crimes. According to the Bureau of Justice Assistance, in 2008 the Internet Crime Complaint Center (IC3) received 275,284 complaint submissions for fraud. This is a (33.1%) increase when compared to 2007. These complaints represent a loss of \$264.6 million to Internet fraud, or median dollar loss of \$931.00 per complaint. The IC3 received 3,386 complaints from Missouri in 2007. Of the complaints originating from Missouri, 37.3% were for auction fraud and 22.6% were for non-delivery of merchandise or non-payment. Credit card, check, or confidence fraud accounted for 20.2% of IC3 complaints received from Missouri.

PROGRAM DESCRIPTION

This purpose area focuses on local governments and multi-jurisdictional task forces that support a broad range of activities to prevent and control Internet cyber crime as it relates to children and to improve public safety. This program was developed by the State of Missouri in correlation with HB 1698, also known as Jessica's Law. Through in service training cyber crime task force personnel will keep current on evolving trends in Internet solicitations and learn new techniques and best practices utilized in sting operations aimed at identifying and apprehending online sexual predators. Awareness of cyber crimes will be increased through computer crime prevention programs and presentations given to local businesses, schools, law enforcement agencies, as well as to the general public. The quality and quantity of collected evidence for prosecution of Internet sexual predators will be enhanced by increasing the number forensic laboratory and cell phone examinations conducted by cyber crime task forces.

GOALS, OBJECTIVES, ACTIVITIES & PERFORMANCE MEASURES (PM)

Goal 1: Improve the response of Missouri law enforcement to Internet cyber crimes involving sexual solicitation of children.

Objective 1: Develop comprehensive law enforcement service training programs to expand knowledge of Internet crimes and best practices and techniques to enforce cyber crime laws.

PM:

- 1 - Representatives from cyber crime task forces will develop training plans and share techniques and practices with other task forces.
- 2 - Training plans and curriculums of developed training programs.
- 3 - Number of sites where training and assistance is provided.

Objective 2: Provide training to law enforcement personnel in recognizing child victimizations of Internet crime and procedures for effective reporting and processing these crimes.

PM: 1 - Attendance of law enforcement personnel at training.

Objective 3: Increase and improve use of law enforcement tools for effectively respond to cyber crimes involving children and enhance prosecution of offenders of these crimes.

PM: 1 - Number of forensic and cell phone examinations requested and conducted for child cyber crime cases.
2 - Number of warrants requested, authorized, served, arrests, and warrant seizures by law enforcement cyber crime task forces.
3 - Number of received tips and knock & talks resulting in cyber crime investigations.

Goal 2: Improve public awareness of Internet cyber crimes involving sexual solicitation of children.

Objective 1: Develop comprehensive public awareness programs and presentations to expand knowledge of Internet crimes and best practices and techniques to enforce cyber crime laws.

PM: 1 - Representatives from cyber crime task forces will develop awareness programs and presentations and share techniques and practices with other task forces.
2 - Provide comprehensive program plans and presentations to community businesses, schools, and other public audiences.
3 - Number of sites where programs and presentations are provided.
4 - Attendance to public awareness programs and presentations.

Quarterly Progress Report Automated Information System designed for:

- **Boone County Mid-Missouri Internet Crimes Task Force**
- **Clayton City Regional Computer Crimes Education and Enforcement Group (RCCEEG)**
- **Dent County Computer Crime Education and Enforcement**
- **Independence City Against Internet Crime**
- **Joplin City Police Department Cyber Crimes Unit**
- **Kirksville City Internet Cyber Crime Task Force**
- **Maryland Heights City Internet Cyber Crime Task Force**
- **Missouri Department of Social Services - STAT Operation Predator**
- **Platte County Western Missouri Cyber Crime Task Force**
- **Poplar Bluff City SEMO Cyber Crimes Task Force**
- **Springfield City 2009 Internet Cyber Crime Initiative**
- **St. Charles County Internet Crimes Against Children**
- **St. Louis County Internet Cyber Crime Task Force**
- **State of Missouri Highway Patrol Computer Forensic Unit**
- **Taney County Tri-Lake Regional Internet Crimes Task Force**

A statistical summary of Multi-Jurisdictional Cyber Crime Task Force accomplishments from FY09 is provided in Attachment C of this report.

Attachment A

Multi-Jurisdictional Drug Task Forces FY09 Summary Report

TABLE 1
INVOLVEMENT OF LAW ENFORCEMENT OFFICERS/AGENCIES
BY MULTI-JURISDICTIONAL DRUG TASK FORCE

QTRS 1 - 4, 2009

	QUARTER															
	QTR 1				QTR2				QTR3				QTR4			
	TOTAL LE AGENCIES IN TASK FORCE	PART TIME LE OFFICERS	FULL TIME LE OFFICERS	TOTAL LE OFFICERS	TOTAL LE AGENCIES IN TASK FORCE	PART TIME LE OFFICERS	FULL TIME LE OFFICERS	TOTAL LE OFFICERS	TOTAL LE AGENCIES IN TASK FORCE	PART TIME LE OFFICERS	FULL TIME LE OFFICERS	TOTAL LE OFFICERS	TOTAL LE AGENCIES IN TASK FORCE	PART TIME LE OFFICERS	FULL TIME LE OFFICERS	TOTAL LE OFFICERS
	FREQ	FREQ	FREQ	FREQ	FREQ	FREQ	FREQ	FREQ	FREQ	FREQ	FREQ	FREQ	FREQ	FREQ	FREQ	FREQ
DRUG TASK FORCE																
N COUNTY MUNICIPAL ENF GRP-BRIDGETON	4	0	6	6	4	0	6	6	4	0	5	5	4	0	5	5
BUCHANAN CO DRUG STRIKE FORCE	7	0	12	12	7	0	11	11	7	0	11	11	7	0	11	11
LAKE AREA NARCOTICS ENF GRP	8	0	4	4	8	0	4	4	8	0	4	4	8	0	4	4
COMBINED OZARKS MULTIJUR ENF TEAM-GREENE CO	39	1	11	12	39	1	11	12	39	1	11	12	39	2	11	13
JACKSON CO MULTIJUR DRUG TASK FORCE	14	0	20	20	14	0	19	19	14	0	19	19	14	0	19	19
JASPER CO DRUG TASK FORCE	4	0	5	5	4	0	5	5	4	0	5	5	4	0	5	5
NARC. ACTIVITIES REDCTN. COALTN.-JEFFERSON CO	8	0	9	9	8	0	9	9	0	0	0	0	7	0	9	9
KC MULTIJUR DRUG TASK FORCE	3	1	5	6	3	1	5	6	11	1	14	15	3	1	4	5
LAFAYETTE CO NARCOTICS UNIT	7	0	3	3	7	0	3	3	7	0	3	3	7	0	3	3
MID-MO UNIFIED STRIKE TEAM/NARC GRP	8	0	10	10	8	0	10	10	8	0	10	10	8	0	10	10
MINERAL AREA DRUG TASK FORCE	10	0	6	6	10	0	6	6	10	7	0	7	10	7	0	7
SW MO DRUG TASK FORCE	14	0	7	7	14	0	7	7	14	0	5	5	14	0	5	5
CLAY COUNTY DRUG TASK FORCE	14	0	5	5	14	0	5	5	14	1	4	5	14	2	3	5

(Continued)

TABLE 1
INVOLVEMENT OF LAW ENFORCEMENT OFFICERS/AGENCIES
BY MULTI-JURISDICTIONAL DRUG TASK FORCE

QTRS 1 - 4, 2009

	QUARTER															
	QTR 1				QTR2				QTR3				QTR4			
	TOTAL LE AGENCIES IN TASK FORCE	PART TIME LE OFFICERS	FULL TIME LE OFFICERS	TOTAL LE OFFICERS	TOTAL LE AGENCIES IN TASK FORCE	PART TIME LE OFFICERS	FULL TIME LE OFFICERS	TOTAL LE OFFICERS	TOTAL LE AGENCIES IN TASK FORCE	PART TIME LE OFFICERS	FULL TIME LE OFFICERS	TOTAL LE OFFICERS	TOTAL LE AGENCIES IN TASK FORCE	PART TIME LE OFFICERS	FULL TIME LE OFFICERS	TOTAL LE OFFICERS
	FREQ	FREQ	FREQ	FREQ	FREQ	FREQ	FREQ	FREQ	FREQ	FREQ	FREQ	FREQ	FREQ	FREQ	FREQ	FREQ
DRUG TASK FORCE																
NE MO NARCOTICS TASK FORCE	8	0	5	5	8	0	5	5	8	0	5	5	8	0	5	5
BOOTHEEL DRUG TASK FORCE	4	0	6	6	4	0	6	6	4	0	6	6	4	0	6	6
PLATTE CO MULTIJUR ENF GRP	9	2	4	6	9	2	4	6	9	2	4	6	9	2	4	6
SE MISSOURI DRUG TASK FORCE	24	0	14	14	24	0	14	14	24	0	14	14	24	0	14	14
ST CHARLES CO REG. DRUG TASK FORCE	7	0	13	13	7	0	13	13	6	0	6	6	6	0	11	11
STL CO MULTIJUR DRUG TASK FORCE	18	0	59	59	18	0	59	59	18	0	59	59	18	0	59	59
METRO MULTIJUR UNDRCLR DRUG PROG. STL CITY	2	0	14	14	2	0	14	14	2	0	20	20	2	0	4	4
N MO DRUG TASK FORCE-ADAIR CO	22	3	4	7	22	3	4	7	22	3	4	7	22	3	4	7
S CENTRAL DRUG TASK FORCE-HOWELL CO	31	0	9	9	31	0	9	9	31	0	9	9	31	0	9	9
E CENTRAL DRUG TASK FORCE	9	0	6	6	9	0	6	6	9	0	5	5	9	0	5	5
MID-MO MULTIJUR DRUG TASK FORCE	6	0	5	5	6	0	5	5	6	0	5	5	6	0	5	5
FRANKLIN UNION TF	6	2	6	8	6	2	6	8	6	2	6	8	6	2	6	8
CNET - ST. CLAIR CO SHERIFF	7	2	4	6	8	2	4	6	7	2	3	5	7	2	3	5
STATEWIDE TOTAL	293	11	252	263	294	11	250	261	292	19	237	256	291	21	224	245

TABLE 2
 PROCESSING STATUS OF DRUG CASES/INVESTIGATIONS
 BY MULTI-JURISDICTIONAL DRUG TASK FORCE

QTRS 1 - 4, 2009	ACTIVE CARRY-IN CASES	INITATED NEW CASES	TOTAL ACTIVE CASES	CASES DISPOSED	%	CASES CARRIED OUT
	FREQ	FREQ	FREQ	FREQ	%	FREQ
DRUG TASK FORCE						
N COUNTY MUNICIPAL ENF GRP-BRIDGETON	1	434	435	434	99.8	1
BUCHANAN CO DRUG STRIKE FORCE	407	625	1,032	635	61.5	397
LAKE AREA NARCOTICS ENF GRP	546	295	841	177	21.0	664
COMBINED OZARKS MULTIJUR ENF TEAM- GREENE CO	369	418	787	363	46.1	424
JACKSON CO MULTIJUR DRUG TASK FORCE	368	132	500	102	20.4	398
JASPER CO DRUG TASK FORCE	27	381	408	248	60.8	160
NARC. ACTIVITIES REDCTN. COALTN.- JEFFERSON CO	62	322	384	336	87.5	48
KC MULTIJUR DRUG TASK FORCE	26	212	238	220	92.4	18
LAFAYETTE CO NARCOTICS UNIT	1	96	97	96	99.0	1
MID-MO UNIFIED STRIKE TEAM/NARC GRP	835	576	1,411	185	13.1	1,226
MINERAL AREA DRUG TASK FORCE	4	246	250	248	99.2	2
SW MO DRUG TASK FORCE	129	291	420	299	71.2	121
CLAY COUNTY DRUG TASK FORCE	195	261	456	280	61.4	176
NE MO NARCOTICS TASK FORCE	84	188	272	145	53.3	127

(Continued)

TABLE 2
 PROCESSING STATUS OF DRUG CASES/INVESTIGATIONS
 BY MULTI-JURISDICTIONAL DRUG TASK FORCE

QTRS 1 - 4, 2009	ACTIVE CARRY-IN CASES	INITATED NEW CASES	TOTAL ACTIVE CASES	CASES DISPOSED	%	CASES CARRIED OUT
	FREQ	FREQ	FREQ	FREQ		FREQ
DRUG TASK FORCE						
BOOTHEEL DRUG TASK FORCE	4	243	247	243	98.4	4
PLATTE CO MULTIJUR ENF GRP	48	124	172	131	76.2	41
SE MISSOURI DRUG TASK FORCE	1,699	419	2,118	439	20.7	1,679
ST CHARLES CO REG. DRUG TASK FORCE	120	696	816	296	36.3	520
STL CO MULTIJUR DRUG TASK FORCE	78	1,506	1,584	1,547	97.7	37
METRO MULTIJUR UNDRCVR DRUG PROG. STL CITY	8	252	260	245	94.2	3
N MO DRUG TASK FORCE-ADAIR CO	1,465	476	1,941	188	9.7	1,753
S CENTRAL DRUG TASK FORCE-HOWELL CO	806	513	1,319	114	8.6	1,205
E CENTRAL DRUG TASK FORCE	190	238	428	96	22.4	332
MID-MO MULTIJUR DRUG TASK FORCE	171	412	583	290	49.7	293
FRANKLIN UNION TF	108	171	279	167	59.9	112
CNET - ST. CLAIR CO SHERIFF	47	88	135	92	68.1	43
STATEWIDE TOTAL	7,798	9,615	17,413	7,616	43.7	9,785

TABLE 3
OFFENSE STATUS OF PERSONS ARRESTED BY DRUG TASK FORCES
BY MULTI-JURISDICTIONAL DRUG TASK FORCE

QTRS 1 - 4, 2009	ARRESTEES WITH ONE OR MORE DRUG CHARGES		ARRESTEES WITH NO DRUG CHARGES		TOTAL ARRESTEES	
	FREQ	ROW %	FREQ	ROW %	FREQ	ROW %
DRUG TASK FORCE						
N COUNTY MUNICIPAL ENF GRP-BRIDGETON	298	80.8	71	19.2	369	100.0
BUCHANAN CO DRUG STRIKE FORCE	249	87.7	35	12.3	284	100.0
LAKE AREA NARCOTICS ENF GRP	298	89.0	37	11.0	335	100.0
COMBINED OZARKS MULTIJUR ENF TEAM- GREENE CO	368	97.9	8	2.1	376	100.0
JACKSON CO MULTIJUR DRUG TASK FORCE	156	88.1	21	11.9	177	100.0
JASPER CO DRUG TASK FORCE	193	70.4	81	29.6	274	100.0
NARC. ACTIVITIES REDCTN. COALTN.- JEFFERSON CO	312	87.4	45	12.6	357	100.0
KC MULTIJUR DRUG TASK FORCE	220	96.1	9	3.9	229	100.0
LAFAYETTE CO NARCOTICS UNIT	73	90.1	8	9.9	81	100.0
MID-MO UNIFIED STRIKE TEAM/NARC GRP	211	90.2	23	9.8	234	100.0
MINERAL AREA DRUG TASK FORCE	304	98.7	4	1.3	308	100.0
SW MO DRUG TASK FORCE	104	73.8	37	26.2	141	100.0
CLAY COUNTY DRUG TASK FORCE	95	94.1	6	5.9	101	100.0
NE MO NARCOTICS TASK FORCE	71	92.2	6	7.8	77	100.0
BOOTHEEL DRUG TASK FORCE	265	93.6	18	6.4	283	100.0

(Continued)

TABLE 3
 OFFENSE STATUS OF PERSONS ARRESTED BY DRUG TASK FORCES
 BY MULTI-JURISDICTIONAL DRUG TASK FORCE

QTRS 1 - 4, 2009	ARRESTEES WITH ONE OR MORE DRUG CHARGES		ARRESTEES WITH NO DRUG CHARGES		TOTAL ARRESTEES	
	FREQ	ROW %	FREQ	ROW %	FREQ	ROW %
DRUG TASK FORCE						
PLATTE CO MULTIJUR ENF GRP	79	52.7	71	47.3	150	100.0
SE MISSOURI DRUG TASK FORCE	415	87.4	60	12.6	475	100.0
ST CHARLES CO REG. DRUG TASK FORCE	540	97.5	14	2.5	554	100.0
STL CO MULTIJUR DRUG TASK FORCE	661	81.3	152	18.7	813	100.0
METRO MULTIJUR UNDRCVR DRUG PROG. STL CITY	223	91.4	21	8.6	244	100.0
N MO DRUG TASK FORCE-ADAIR CO	179	86.5	28	13.5	207	100.0
S CENTRAL DRUG TASK FORCE-HOWELL CO	85	89.5	10	10.5	95	100.0
E CENTRAL DRUG TASK FORCE	263	90.1	29	9.9	292	100.0
MID-MO MULTIJUR DRUG TASK FORCE	347	78.0	98	22.0	445	100.0
FRANKLIN UNION TF	261	90.9	26	9.1	287	100.0
CNET - ST. CLAIR CO SHERIFF	123	91.1	12	8.9	135	100.0
STATEWIDE TOTAL	6393	87.3	930	12.7	7323	100.0

TABLE 4
 DRUG OFFENSE STATUS OF CHARGES IN TASK FORCE ARRESTS
 BY MULTI-JURISDICTIONAL DRUG TASK FORCE

QTRS 1 - 4, 2009	POSSESSION DRUG CHARGES		SALE/MANUFCT DRUG CHARGES		NON DRUG CHARGES		TOTAL CHARGES	
	FREQ	ROW %	FREQ	ROW %	FREQ	ROW %	FREQ	ROW %
DRUG TASK FORCE								
N COUNTY MUNICIPAL ENF GRP-BRIDGETON	365	70.5	12	2.3	141	27.2	518	100.0
BUCHANAN CO DRUG STRIKE FORCE	196	58.5	94	28.1	45	13.4	335	100.0
LAKE AREA NARCOTICS ENF GRP	236	70.4	62	18.5	37	11.0	335	100.0
COMBINED OZARKS MULTIJUR ENF TEAM-GREENE CO	276	73.4	92	24.5	8	2.1	376	100.0
JACKSON CO MULTIJUR DRUG TASK FORCE	113	63.8	43	24.3	21	11.9	177	100.0
JASPER CO DRUG TASK FORCE	79	28.8	114	41.6	81	29.6	274	100.0
NARC. ACTIVITIES REDCTN. COALTN.-JEFFERSON CO	306	51.3	221	37.0	70	11.7	597	100.0
KC MULTIJUR DRUG TASK FORCE	326	73.4	85	19.1	33	7.4	444	100.0
LAFAYETTE CO NARCOTICS UNIT	28	34.6	45	55.6	8	9.9	81	100.0
MID-MO UNIFIED STRIKE TEAM/NARC GRP	135	55.3	86	35.2	23	9.4	244	100.0
MINERAL AREA DRUG TASK FORCE	232	73.4	78	24.7	6	1.9	316	100.0
SW MO DRUG TASK FORCE	51	36.2	53	37.6	37	26.2	141	100.0
CLAY COUNTY DRUG TASK FORCE	89	58.2	54	35.3	10	6.5	153	100.0
NE MO NARCOTICS TASK FORCE	119	61.0	48	24.6	28	14.4	195	100.0
BOOTHEEL DRUG TASK FORCE	95	33.0	175	60.8	18	6.3	288	100.0

(Continued)

TABLE 4
 DRUG OFFENSE STATUS OF CHARGES IN TASK FORCE ARRESTS
 BY MULTI-JURISDICTIONAL DRUG TASK FORCE

QTRS 1 - 4, 2009	POSSESSION DRUG CHARGES		SALE/MANUFCT DRUG CHARGES		NON DRUG CHARGES		TOTAL CHARGES	
	FREQ	ROW %	FREQ	ROW %	FREQ	ROW %	FREQ	ROW %
DRUG TASK FORCE								
PLATTE CO MULTIJUR ENF GRP	143	64.1	9	4.0	71	31.8	223	100.0
SE MISSOURI DRUG TASK FORCE	252	52.9	163	34.2	61	12.8	476	100.0
ST CHARLES CO REG. DRUG TASK FORCE	292	45.8	332	52.0	14	2.2	638	100.0
STL CO MULTIJUR DRUG TASK FORCE	289	22.2	738	56.7	274	21.1	1301	100.0
METRO MULTIJUR UNDRCLR DRUG PROG. STL CITY	200	49.4	133	32.8	72	17.8	405	100.0
N MO DRUG TASK FORCE-ADAIR CO	147	50.7	91	31.4	52	17.9	290	100.0
S CENTRAL DRUG TASK FORCE-HOWELL CO	43	40.2	47	43.9	17	15.9	107	100.0
E CENTRAL DRUG TASK FORCE	190	61.9	73	23.8	44	14.3	307	100.0
MID-MO MULTIJUR DRUG TASK FORCE	481	66.0	148	20.3	100	13.7	729	100.0
FRANKLIN UNION TF	92	32.1	169	58.9	26	9.1	287	100.0
CNET - ST. CLAIR CO SHERIFF	107	66.9	36	22.5	17	10.6	160	100.0
STATEWIDE TOTAL	4882	52.0	3201	34.1	1314	14.0	9397	100.0

TABLE 5
STATEWIDE DRUG AND NON DRUG ARREST CHARGES
TOTAL ARRESTS = 7323
QTRS 1 - 4, 2009

The FREQ Procedure

CHARGE TYPE		Frequency		Percent		Cumulative Frequency		Cumulative Percent	
DRUG									
POSS	-MARIJUANA	1609	17.12	1609	17.12	1609	17.12	1609	17.12
SALE	-METH	1052	11.20	2661	28.32	2661	28.32	2661	28.32
POSS	-METH	957	10.18	3618	38.50	3618	38.50	3618	38.50
SALE	-MARIJUANA	845	8.99	4463	47.49	4463	47.49	4463	47.49
POSS	-PARAPHERNALIA	834	8.88	5297	56.37	5297	56.37	5297	56.37
NODRG	-OTHER	797	8.48	6094	64.85	6094	64.85	6094	64.85
POSS	-PSUEDOEPHEDRINE	597	6.35	6691	71.20	6691	71.20	6691	71.20
POSS	-OTHER	420	4.47	7111	75.67	7111	75.67	7111	75.67
SALE	-CRACK	391	4.16	7502	79.83	7502	79.83	7502	79.83
NODRG	-WEAPONS	310	3.30	7812	83.13	7812	83.13	7812	83.13
POSS	-HEROIN	285	3.03	8097	86.17	8097	86.17	8097	86.17
SALE	-HEROIN	208	2.21	8305	88.38	8305	88.38	8305	88.38
POSS	-CRACK	207	2.20	8512	90.58	8512	90.58	8512	90.58
POSS	-COCAINE	185	1.97	8697	92.55	8697	92.55	8697	92.55
SALE	-COCAINE	173	1.84	8870	94.39	8870	94.39	8870	94.39
NODRG	-CHILD ENDANG	106	1.13	8976	95.52	8976	95.52	8976	95.52
POSS	-ANHYDROUS AMMONIA	95	1.01	9071	96.53	9071	96.53	9071	96.53
POSS	-ECSTASY	91	0.97	9162	97.50	9162	97.50	9162	97.50
NODRG	-RESIST ARREST	65	0.69	9227	98.19	9227	98.19	9227	98.19
SALE	-ECSTASY	64	0.68	9291	98.87	9291	98.87	9291	98.87
SALE	-PCP	30	0.32	9321	99.19	9321	99.19	9321	99.19
POSS	-LSD	23	0.24	9344	99.44	9344	99.44	9344	99.44
NODRG	-ASSAULT	21	0.22	9365	99.66	9365	99.66	9365	99.66
SALE	-LSD	14	0.15	9379	99.81	9379	99.81	9379	99.81
NODRG	-MURDER	12	0.13	9391	99.94	9391	99.94	9391	99.94
NODRG	-KIDNAP	3	0.03	9394	99.97	9394	99.97	9394	99.97
POSS	-PCP	3	0.03	9397	100.00	9397	100.00	9397	100.00

TABLE 6
N COUNTY MUNICIPAL ENF GRP-BRIDGETON
DRUG AND NON DRUG ARREST CHARGES
TOTAL ARRESTS = 369
QTRS 1 - 4, 2009

The FREQ Procedure

CHARGE TYPE		Frequency		Percent		Cumulative Frequency		Cumulative Percent	
DRUG									
POSS	-MARIJUANA	136	26.25	136	26.25	136	26.25	136	26.25
NODRG	-OTHER	81	15.64	217	41.89	217	41.89	217	41.89
POSS	-HEROIN	58	11.20	275	53.09	275	53.09	275	53.09
NODRG	-WEAPONS	57	11.00	332	64.09	332	64.09	332	64.09
POSS	-CRACK	45	8.69	377	72.78	377	72.78	377	72.78
POSS	-PARAPHERNALIA	41	7.92	418	80.69	418	80.69	418	80.69
POSS	-COCAINE	27	5.21	445	85.91	445	85.91	445	85.91
POSS	-METH	26	5.02	471	90.93	471	90.93	471	90.93

POSS	-ECSTASY	15	2.90	486	93.82
POSS	-OTHER	6	1.16	492	94.98
POSS	-PSUEDOEPHEDRINE	6	1.16	498	96.14
SALE	-METH	6	1.16	504	97.30
POSS	-LSD	5	0.97	509	98.26
SALE	-MARIJUANA	4	0.77	513	99.03
NODRG	-RESIST ARREST	3	0.58	516	99.61
SALE	-COCAINE	1	0.19	517	99.81
SALE	-HEROIN	1	0.19	518	100.00

TABLE 7
 BUCHANAN CO DRUG STRIKE FORCE
 DRUG AND NON DRUG ARREST CHARGES
 TOTAL ARRESTS = 284
 QTRS 1 - 4, 2009

The FREQ Procedure

CHARGE TYPE

DRUG	Frequency	Percent	Cumulative Frequency	Cumulative Percent
POSS -METH	63	18.81	63	18.81
POSS -MARIJUANA	51	15.22	114	34.03
NODRG -OTHER	38	11.34	152	45.37
POSS -OTHER	29	8.66	181	54.03
SALE -MARIJUANA	26	7.76	207	61.79
POSS -PSUEDOEPHEDRINE	25	7.46	232	69.25
SALE -METH	24	7.16	256	76.42
POSS -COCAINE	18	5.37	274	81.79
POSS -HEROIN	14	4.18	288	85.97
POSS -PARAPHERNALIA	14	4.18	302	90.15
SALE -CRACK	10	2.99	312	93.13
POSS -CRACK	8	2.39	320	95.52
SALE -HEROIN	6	1.79	326	97.31
NODRG -RESIST ARREST	3	0.90	329	98.21
NODRG -ASSAULT	2	0.60	331	98.81
NODRG -WEAPONS	2	0.60	333	99.40
POSS -ECSTASY	1	0.30	334	99.70
SALE -COCAINE	1	0.30	335	100.00

TABLE 8
 LAKE AREA NARCOTICS ENF GRP
 DRUG AND NON DRUG ARREST CHARGES
 TOTAL ARRESTS = 335
 QTRS 1 - 4, 2009

The FREQ Procedure

CHARGE TYPE

DRUG	Frequency	Percent	Cumulative Frequency	Cumulative Percent
POSS -PARAPHERNALIA	87	25.97	87	25.97
POSS -MARIJUANA	61	18.21	148	44.18
POSS -METH	51	15.22	199	59.40
SALE -METH	37	11.04	236	70.45
SALE -MARIJUANA	19	5.67	255	76.12
NODRG -OTHER	17	5.07	272	81.19
POSS -OTHER	15	4.48	287	85.67
POSS -PSUEDOEPHEDRINE	11	3.28	298	88.96
NODRG -RESIST ARREST	7	2.09	305	91.04
POSS -HEROIN	7	2.09	312	93.13
NODRG -WEAPONS	6	1.79	318	94.93
POSS -COCAINE	6	1.79	324	96.72
NODRG -CHILD ENDANG	5	1.49	329	98.21
POSS -ECSTASY	3	0.90	332	99.10
NODRG -ASSAULT	2	0.60	334	99.70
SALE -COCAINE	1	0.30	335	100.00

TABLE 9
 COMBINED OZARKS MULTIJUR ENF TEAM-GREENE CO
 DRUG AND NON DRUG ARREST CHARGES
 TOTAL ARRESTS = 376
 QTRS 1 - 4, 2009

The FREQ Procedure

CHARGE TYPE

DRUG	Frequency	Percent	Cumulative Frequency	Cumulative Percent
POSS -MARIJUANA	103	27.39	103	27.39
POSS -PARAPHERNALIA	74	19.68	177	47.07
POSS -METH	65	17.29	242	64.36
SALE -MARIJUANA	45	11.97	287	76.33
SALE -METH	30	7.98	317	84.31
POSS -OTHER	14	3.72	331	88.03
POSS -CRACK	10	2.66	341	90.69
SALE -COCAINE	8	2.13	349	92.82
NODRG -OTHER	7	1.86	356	94.68
POSS -HEROIN	7	1.86	363	96.54
POSS -COCAINE	4	1.06	367	97.61
POSS -LSD	3	0.80	370	98.40
SALE -CRACK	2	0.53	372	98.94
SALE -HEROIN	2	0.53	374	99.47
NODRG -WEAPONS	1	0.27	375	99.73
POSS -ECSTASY	1	0.27	376	100.00

TABLE 10
 JACKSON CO MULTIJUR DRUG TASK FORCE
 DRUG AND NON DRUG ARREST CHARGES
 TOTAL ARRESTS = 177
 QTRS 1 - 4, 2009

The FREQ Procedure

CHARGE TYPE

DRUG	Frequency	Percent	Cumulative Frequency	Cumulative Percent
POSS -MARIJUANA	68	38.42	68	38.42
SALE -METH	28	15.82	96	54.24
POSS -METH	25	14.12	121	68.36
NODRG -OTHER	18	10.17	139	78.53
POSS -CRACK	11	6.21	150	84.75
SALE -COCAINE	7	3.95	157	88.70
POSS -COCAINE	4	2.26	161	90.96
POSS -ECSTASY	4	2.26	165	93.22
SALE -CRACK	4	2.26	169	95.48
NODRG -WEAPONS	3	1.69	172	97.18
SALE -MARIJUANA	3	1.69	175	98.87
POSS -OTHER	1	0.56	176	99.44
SALE -ECSTASY	1	0.56	177	100.00

TABLE 11
 JASPER CO DRUG TASK FORCE
 DRUG AND NON DRUG ARREST CHARGES
 TOTAL ARRESTS = 274
 QTRS 1 - 4, 2009

The FREQ Procedure

CHARGE TYPE

DRUG	Frequency	Percent	Cumulative Frequency	Cumulative Percent
NODRG -OTHER	74	27.01	74	27.01
SALE -METH	50	18.25	124	45.26
POSS -PSUEDOEPHEDRINE	31	11.31	155	56.57
SALE -PCP	30	10.95	185	67.52
POSS -METH	29	10.58	214	78.10
SALE -MARIJUANA	16	5.84	230	83.94
POSS -MARIJUANA	14	5.11	244	89.05
SALE -CRACK	10	3.65	254	92.70
NODRG -WEAPONS	7	2.55	261	95.26
POSS -CRACK	5	1.82	266	97.08
POSS -COCAINE	4	1.46	270	98.54
POSS -ECSTASY	1	0.36	271	98.91
POSS -LSD	1	0.36	272	99.27
SALE -HEROIN	1	0.36	273	99.64
SALE -LSD	1	0.36	274	100.00

TABLE 12
 NARC. ACTIVITIES REDCTN. COALTN.-JEFFERSON CO
 DRUG AND NON DRUG ARREST CHARGES
 TOTAL ARRESTS = 357
 QTRS 1 - 4, 2009

The FREQ Procedure

CHARGE TYPE

DRUG	Frequency	Percent	Cumulative Frequency	Cumulative Percent
SALE -METH	99	16.58	99	16.58
POSS -MARIJUANA	83	13.90	182	30.49
POSS -PARAPHERNALIA	77	12.90	259	43.38
POSS -METH	54	9.05	313	52.43
SALE -MARIJUANA	42	7.04	355	59.46
POSS -PSUEDOEPHEDRINE	40	6.70	395	66.16
NODRG -CHILD ENDANG	27	4.52	422	70.69
POSS -ANHYDROUS AMMONIA	27	4.52	449	75.21
POSS -OTHER	27	4.52	476	79.73
SALE -HEROIN	24	4.02	500	83.75
NODRG -OTHER	22	3.69	522	87.44
POSS -HEROIN	11	1.84	533	89.28
NODRG -WEAPONS	10	1.68	543	90.95
SALE -ECSTASY	10	1.68	553	92.63
SALE -CRACK	9	1.51	562	94.14
POSS -ECSTASY	8	1.34	570	95.48
NODRG -RESIST ARREST	7	1.17	577	96.65
SALE -COCAINE	7	1.17	584	97.82
POSS -LSD	4	0.67	588	98.49
NODRG -MURDER	3	0.50	591	98.99
POSS -COCAINE	3	0.50	594	99.50
SALE -LSD	2	0.34	596	99.83
NODRG -ASSAULT	1	0.17	597	100.00

TABLE 13
 KC MULTI JUR DRUG TASK FORCE
 DRUG AND NON DRUG ARREST CHARGES
 TOTAL ARRESTS = 229
 QTRS 1 - 4, 2009

The FREQ Procedure

CHARGE TYPE

DRUG	Frequency	Percent	Cumulative Frequency	Cumulative Percent
POSS -MARIJUANA	159	35.81	159	35.81
POSS -PARAPHERNALIA	51	11.49	210	47.30
POSS -METH	34	7.66	244	54.95
SALE -METH	31	6.98	275	61.94
POSS -OTHER	23	5.18	298	67.12
SALE -MARIJUANA	18	4.05	316	71.17
NODRG -WEAPONS	17	3.83	333	75.00
POSS -PSUEDOEPHEDRINE	17	3.83	350	78.83
POSS -COCAINE	16	3.60	366	82.43
POSS -ECSTASY	11	2.48	377	84.91
POSS -CRACK	10	2.25	387	87.16

SALE	-COCAINE	9	2.03	396	89.19
POSS	-ANHYDROUS AMMONIA	8	1.80	404	90.99
SALE	-HEROIN	7	1.58	411	92.57
NODRG	-OTHER	6	1.35	417	93.92
POSS	-HEROIN	6	1.35	423	95.27
NODRG	-CHILD ENDANG	5	1.13	428	96.40
SALE	-CRACK	5	1.13	433	97.52
POSS	-PCP	3	0.68	436	98.20
SALE	-ECSTASY	3	0.68	439	98.87
NODRG	-ASSAULT	2	0.45	441	99.32
NODRG	-RESIST ARREST	2	0.45	443	99.77
NODRG	-KIDNAP	1	0.23	444	100.00

TABLE 14
LAFAYETTE CO NARC UNIT
DRUG AND NON DRUG ARREST CHARGES
TOTAL ARRESTS = 81
QTRS 1 - 4, 2009

The FREQ Procedure

CHARGE TYPE

DRUG	Frequency	Percent	Cumulative Frequency	Cumulative Percent
SALE -MARIJUANA	17	20.99	17	20.99
SALE -METH	17	20.99	34	41.98
POSS -METH	15	18.52	49	60.49
POSS -MARIJUANA	8	9.88	57	70.37
POSS -OTHER	8	9.88	65	80.25
NODRG -OTHER	7	8.64	72	88.89
SALE -HEROIN	4	4.94	76	93.83
SALE -CRACK	2	2.47	78	96.30
NODRG -WEAPONS	1	1.23	79	97.53
POSS -COCAINE	1	1.23	80	98.77
POSS -CRACK	1	1.23	81	100.00

TABLE 15
MID-MO UNIFIED STRIKE TEAM/NARC GRP
DRUG AND NON DRUG ARREST CHARGES
TOTAL ARRESTS = 234
QTRS 1 - 4, 2009

The FREQ Procedure

CHARGE TYPE

DRUG	Frequency	Percent	Cumulative Frequency	Cumulative Percent
POSS -MARIJUANA	57	23.36	57	23.36
SALE -CRACK	37	15.16	94	38.52
NODRG -OTHER	18	7.38	112	45.90
SALE -MARIJUANA	18	7.38	130	53.28
POSS -METH	17	6.97	147	60.25
POSS -PARAPHERNALIA	17	6.97	164	67.21
POSS -CRACK	16	6.56	180	73.77
POSS -OTHER	16	6.56	196	80.33
SALE -METH	13	5.33	209	85.66
POSS -HEROIN	8	3.28	217	88.93
SALE -COCAINE	7	2.87	224	91.80
POSS -COCAINE	6	2.46	230	94.26
POSS -ECSTASY	3	1.23	233	95.49
POSS -PSUEDOEPHEDRINE	3	1.23	236	96.72
NODRG -ASSAULT	2	0.82	238	97.54
SALE -ECSTASY	2	0.82	240	98.36
NODRG -CHILD ENDANG	1	0.41	241	98.77
NODRG -RESIST ARREST	1	0.41	242	99.18
NODRG -WEAPONS	1	0.41	243	99.59
SALE -HEROIN	1	0.41	244	100.00

TABLE 16
MINERAL AREA DRUG TASK FORCE
DRUG AND NON DRUG ARREST CHARGES
TOTAL ARRESTS = 308
QTRS 1 - 4, 2009

The FREQ Procedure

CHARGE TYPE

DRUG	Frequency	Percent	Cumulative Frequency	Cumulative Percent
POSS -METH	62	19.62	62	19.62
POSS -PSUEDOEPHEDRINE	51	16.14	113	35.76
POSS -MARIJUANA	44	13.92	157	49.68
POSS -PARAPHERNALIA	44	13.92	201	63.61
SALE -METH	40	12.66	241	76.27
SALE -MARIJUANA	36	11.39	277	87.66
POSS -OTHER	24	7.59	301	95.25
POSS -HEROIN	6	1.90	307	97.15
NODRG -CHILD ENDANG	4	1.27	311	98.42
POSS -ANHYDROUS AMMONIA	2	0.63	313	99.05
NODRG -RESIST ARREST	1	0.32	314	99.37
NODRG -WEAPONS	1	0.32	315	99.68
POSS -ECSTASY	1	0.32	316	100.00

TABLE 17
 SW MO DRUG TASK FORCE
 DRUG AND NON DRUG ARREST CHARGES
 TOTAL ARRESTS = 141
 QTRS 1 - 4, 2009

The FREQ Procedure

CHARGE TYPE

DRUG	Frequency	Percent	Cumulative Frequency	Cumulative Percent
SALE -METH	36	25.53	36	25.53
NODRG -OTHER	33	23.40	69	48.94
POSS -METH	26	18.44	95	67.38
SALE -MARIJUANA	17	12.06	112	79.43
POSS -MARIJUANA	11	7.80	123	87.23
POSS -PARAPHERNALIA	5	3.55	128	90.78
NODRG -CHILD ENDANG	3	2.13	131	92.91
POSS -CRACK	3	2.13	134	95.04
POSS -OTHER	3	2.13	137	97.16
POSS -COCAINE	2	1.42	139	98.58
NODRG -WEAPONS	1	0.71	140	99.29
POSS -ECSTASY	1	0.71	141	100.00

TABLE 18
 N METRO DRUG & GANG TASK FORCE-N KC
 DRUG AND NON DRUG ARREST CHARGES
 TOTAL ARRESTS = 101
 QTRS 1 - 4, 2009

The FREQ Procedure

CHARGE TYPE

DRUG	Frequency	Percent	Cumulative Frequency	Cumulative Percent
POSS -MARIJUANA	27	17.65	27	17.65
SALE -METH	27	17.65	54	35.29
POSS -METH	19	12.42	73	47.71
POSS -PARAPHERNALIA	19	12.42	92	60.13
POSS -OTHER	17	11.11	109	71.24
SALE -MARIJUANA	17	11.11	126	82.35
NODRG -OTHER	6	3.92	132	86.27
POSS -COCAINE	5	3.27	137	89.54
NODRG -WEAPONS	4	2.61	141	92.16
SALE -COCAINE	4	2.61	145	94.77
POSS -ECSTASY	3	1.96	148	96.73
POSS -CRACK	2	1.31	150	98.04
SALE -ECSTASY	2	1.31	152	99.35
POSS -HEROIN	1	0.65	153	100.00

TABLE 19
 NE MO NARCOTICS TASK FORCE
 DRUG AND NON DRUG ARREST CHARGES
 TOTAL ARRESTS = 77
 QTRS 1 - 4, 2009

The FREQ Procedure

CHARGE TYPE

DRUG	Frequency	Percent	Cumulative Frequency	Cumulative Percent
POSS -PARAPHERNALIA	43	22.05	43	22.05
POSS -MARIJUANA	37	18.97	80	41.03
SALE -METH	26	13.33	106	54.36
POSS -METH	24	12.31	130	66.67
NODRG -OTHER	15	7.69	145	74.36
SALE -MARIJUANA	13	6.67	158	81.03
POSS -COCAINE	9	4.62	167	85.64
NODRG -RESIST ARREST	8	4.10	175	89.74
POSS -ANHYDROUS AMMONIA	5	2.56	180	92.31
POSS -OTHER	5	2.56	185	94.87
NODRG -WEAPONS	4	2.05	189	96.92
POSS -CRACK	3	1.54	192	98.46
SALE -CRACK	2	1.03	194	99.49
NODRG -ASSAULT	1	0.51	195	100.00

TABLE 20
 BOOTHEEL DRUG TASK FORCE
 DRUG AND NON DRUG ARREST CHARGES
 TOTAL ARRESTS = 283
 QTRS 1 - 4, 2009

The FREQ Procedure

CHARGE TYPE

DRUG	Frequency	Percent	Cumulative Frequency	Cumulative Percent
SALE -CRACK	82	28.47	82	28.47
SALE -METH	55	19.10	137	47.57
POSS -MARIJUANA	32	11.11	169	58.68
POSS -METH	28	9.72	197	68.40
POSS -OTHER	24	8.33	221	76.74
POSS -CRACK	21	7.29	242	84.03
NODRG -WEAPONS	17	5.90	259	89.93
SALE -MARIJUANA	14	4.86	273	94.79
SALE -COCAINE	5	1.74	278	96.53
POSS -PARAPHERNALIA	4	1.39	282	97.92
POSS -COCAINE	3	1.04	285	98.96
NODRG -OTHER	1	0.35	286	99.31
POSS -ECSTASY	1	0.35	287	99.65
SALE -ECSTASY	1	0.35	288	100.00

TABLE 21
 PLATTE CO MULTIJUR ENF GRP
 DRUG AND NON DRUG ARREST CHARGES
 TOTAL ARRESTS = 150
 QTRS 1 - 4, 2009

The FREQ Procedure

CHARGE TYPE

DRUG	Frequency	Percent	Cumulative Frequency	Cumulative Percent
NODRG -OTHER	71	31.84	71	31.84
POSS -MARIJUANA	58	26.01	129	57.85
POSS -PARAPHERNALIA	50	22.42	179	80.27
POSS -OTHER	25	11.21	204	91.48
POSS -METH	7	3.14	211	94.62
SALE -MARIJUANA	6	2.69	217	97.31
POSS -COCAINE	1	0.45	218	97.76
POSS -CRACK	1	0.45	219	98.21
POSS -ECSTASY	1	0.45	220	98.65
SALE -COCAINE	1	0.45	221	99.10
SALE -ECSTASY	1	0.45	222	99.55
SALE -METH	1	0.45	223	100.00

TABLE 22
 SE MISSOURI DRUG TASK FORCE
 DRUG AND NON DRUG ARREST CHARGES
 TOTAL ARRESTS = 475
 QTRS 1 - 4, 2009

The FREQ Procedure

CHARGE TYPE

DRUG	Frequency	Percent	Cumulative Frequency	Cumulative Percent
POSS -MARIJUANA	98	20.59	98	20.59
SALE -METH	71	14.92	169	35.50
POSS -METH	56	11.76	225	47.27
POSS -PSUEDOEPHEDRINE	53	11.13	278	58.40
NODRG -OTHER	50	10.50	328	68.91
POSS -OTHER	30	6.30	358	75.21
SALE -CRACK	29	6.09	387	81.30
SALE -MARIJUANA	26	5.46	413	86.76
POSS -PARAPHERNALIA	11	2.31	424	89.08
SALE -HEROIN	9	1.89	433	90.97
POSS -CRACK	7	1.47	440	92.44
SALE -COCAINE	7	1.47	447	93.91
POSS -COCAINE	6	1.26	453	95.17
POSS -HEROIN	6	1.26	459	96.43
NODRG -WEAPONS	5	1.05	464	97.48
SALE -ECSTASY	4	0.84	468	98.32
NODRG -CHILD ENDANG	2	0.42	470	98.74
NODRG -MURDER	2	0.42	472	99.16
NODRG -RESIST ARREST	2	0.42	474	99.58
POSS -ECSTASY	1	0.21	475	99.79
SALE -LSD	1	0.21	476	100.00

TABLE 23
 ST CHARLES CO REG. DRUG TASK FORCE
 DRUG AND NON DRUG ARREST CHARGES
 TOTAL ARRESTS = 554
 QTRS 1 - 4, 2009

The FREQ Procedure

CHARGE TYPE		Frequency		Percent		Cumulative Frequency		Cumulative Percent	
DRUG									
SALE	-MARIJUANA	120	18.81	120	18.81				
SALE	-HEROIN	75	11.76	195	30.56				
POSS	-PARAPHERNALIA	73	11.44	268	42.01				
POSS	-MARIJUANA	62	9.72	330	51.72				
POSS	-HEROIN	48	7.52	378	59.25				
SALE	-COCAINE	32	5.02	410	64.26				
POSS	-METH	31	4.86	441	69.12				
SALE	-ECSTASY	30	4.70	471	73.82				
SALE	-METH	30	4.70	501	78.53				
POSS	-OTHER	28	4.39	529	82.92				
SALE	-CRACK	21	3.29	550	86.21				
POSS	-PSUEDOEPHEDRINE	17	2.66	567	88.87				
POSS	-ECSTASY	13	2.04	580	90.91				
POSS	-COCAINE	10	1.57	590	92.48				
POSS	-LSD	10	1.57	600	94.04				
NODRG	-WEAPONS	9	1.41	609	95.45				
POSS	-ANHYDROUS AMMONIA	8	1.25	617	96.71				
POSS	-CRACK	8	1.25	625	97.96				
SALE	-LSD	8	1.25	633	99.22				
NODRG	-RESIST ARREST	3	0.47	636	99.69				
NODRG	-CHILD ENDANG	2	0.31	638	100.00				

TABLE 24
 STL CO MULTIJUR DRUG TASK FORCE
 DRUG AND NON DRUG ARREST CHARGES
 TOTAL ARRESTS = 813
 QTRS 1 - 4, 2009

The FREQ Procedure

CHARGE TYPE		Frequency		Percent		Cumulative Frequency		Cumulative Percent	
DRUG									
SALE	-MARIJUANA	242	18.60	242	18.60				
NODRG	-OTHER	185	14.22	427	32.82				
POSS	-PSUEDOEPHEDRINE	178	13.68	605	46.50				
SALE	-CRACK	128	9.84	733	56.34				
SALE	-METH	126	9.68	859	66.03				
POSS	-MARIJUANA	121	9.30	980	75.33				
NODRG	-WEAPONS	81	6.23	1061	81.55				
POSS	-PARAPHERNALIA	51	3.92	1112	85.47				
POSS	-OTHER	40	3.07	1152	88.55				
SALE	-HEROIN	31	2.38	1183	90.93				
POSS	-CRACK	28	2.15	1211	93.08				

POSS -HEROIN	28	2.15	1239	95.23
SALE -COCAINE	18	1.38	1257	96.62
POSS -COCAINE	15	1.15	1272	97.77
POSS -ECSTASY	9	0.69	1281	98.46
SALE -ECSTASY	6	0.46	1287	98.92
POSS -METH	4	0.31	1291	99.23
NODRG -CHILD ENDANG	3	0.23	1294	99.46
NODRG -RESIST ARREST	3	0.23	1297	99.69
SALE -LSD	2	0.15	1299	99.85
NODRG -ASSAULT	1	0.08	1300	99.92
NODRG -MURDER	1	0.08	1301	100.00

TABLE 25
METRO MULTIJUR UNDRCVR DRUG PROG.-STL CITY
DRUG AND NON DRUG ARREST CHARGES
TOTAL ARRESTS = 244
QTRS 1 - 4, 2009

The FREQ Procedure

CHARGE TYPE

DRUG	Frequency	Percent	Cumulative Frequency	Cumulative Percent
POSS -MARIJUANA	54	13.33	54	13.33
POSS -HEROIN	53	13.09	107	26.42
SALE -CRACK	45	11.11	152	37.53
SALE -COCAINE	36	8.89	188	46.42
POSS -PARAPHERNALIA	30	7.41	218	53.83
NODRG -OTHER	29	7.16	247	60.99
NODRG -WEAPONS	27	6.67	274	67.65
POSS -CRACK	26	6.42	300	74.07
SALE -HEROIN	26	6.42	326	80.49
SALE -MARIJUANA	19	4.69	345	85.19
POSS -ECSTASY	13	3.21	358	88.40
NODRG -RESIST ARREST	12	2.96	370	91.36
POSS -OTHER	10	2.47	380	93.83
POSS -COCAINE	8	1.98	388	95.80
POSS -METH	7	1.73	395	97.53
SALE -ECSTASY	4	0.99	399	98.52
NODRG -CHILD ENDANG	2	0.49	401	99.01
NODRG -MURDER	2	0.49	403	99.51
SALE -METH	2	0.49	405	100.00

TABLE 26
 N MO DRUG TASK FORCE-ADAIR CO
 DRUG AND NON DRUG ARREST CHARGES
 TOTAL ARRESTS = 207
 QTRS 1 - 4, 2009

The FREQ Procedure

CHARGE TYPE

DRUG	Frequency	Percent	Cumulative Frequency	Cumulative Percent
POSS -MARIJUANA	62	21.38	62	21.38
SALE -METH	55	18.97	117	40.34
POSS -PARAPHERNALIA	47	16.21	164	56.55
NODRG -OTHER	31	10.69	195	67.24
POSS -METH	27	9.31	222	76.55
SALE -MARIJUANA	22	7.59	244	84.14
NODRG -WEAPONS	11	3.79	255	87.93
POSS -OTHER	7	2.41	262	90.34
SALE -COCAINE	6	2.07	268	92.41
NODRG -RESIST ARREST	5	1.72	273	94.14
NODRG -CHILD ENDANG	4	1.38	277	95.52
POSS -PSUEDOEPHEDRINE	4	1.38	281	96.90
POSS -HEROIN	3	1.03	284	97.93
SALE -HEROIN	3	1.03	287	98.97
POSS -ANHYDROUS AMMONIA	2	0.69	289	99.66
NODRG -ASSAULT	1	0.34	290	100.00

TABLE 27
 S CENTRAL DRUG TASK FORCE-HOWELL CO
 DRUG AND NON DRUG ARREST CHARGES
 TOTAL ARRESTS = 95
 QTRS 1 - 4, 2009

The FREQ Procedure

CHARGE TYPE

DRUG	Frequency	Percent	Cumulative Frequency	Cumulative Percent
SALE -METH	23	21.50	23	21.50
POSS -METH	20	18.69	43	40.19
SALE -MARIJUANA	16	14.95	59	55.14
POSS -MARIJUANA	12	11.21	71	66.36
POSS -OTHER	12	11.21	83	77.57
NODRG -OTHER	10	9.35	93	86.92
NODRG -CHILD ENDANG	5	4.67	98	91.59
POSS -PARAPHERNALIA	4	3.74	102	95.33
POSS -COCAINE	2	1.87	104	97.20
NODRG -MURDER	1	0.93	105	98.13
NODRG -WEAPONS	1	0.93	106	99.07
POSS -PSUEDOEPHEDRINE	1	0.93	107	100.00

TABLE 28
 E CENTRAL DRUG TASK FORCE
 DRUG AND NON DRUG ARREST CHARGES
 TOTAL ARRESTS = 292
 QTRS 1 - 4, 2009

The FREQ Procedure

CHARGE TYPE

DRUG	Frequency	Percent	Cumulative Frequency	Cumulative Percent
POSS -PARAPHERNALIA	54	17.59	54	17.59
POSS -MARIJUANA	47	15.31	101	32.90
SALE -METH	33	10.75	134	43.65
POSS -OTHER	31	10.10	165	53.75
NODRG -CHILD ENDANG	26	8.47	191	62.21
POSS -METH	25	8.14	216	70.36
SALE -MARIJUANA	20	6.51	236	76.87
POSS -ANHYDROUS AMMONIA	18	5.86	254	82.74
POSS -COCAINE	14	4.56	268	87.30
NODRG -WEAPONS	9	2.93	277	90.23
SALE -COCAINE	7	2.28	284	92.51
NODRG -OTHER	5	1.63	289	94.14
POSS -PSUEDOEPHEDRINE	5	1.63	294	95.77
SALE -CRACK	5	1.63	299	97.39
NODRG -RESIST ARREST	3	0.98	302	98.37
POSS -CRACK	2	0.65	304	99.02
SALE -HEROIN	2	0.65	306	99.67
NODRG -MURDER	1	0.33	307	100.00

TABLE 29
 MID-MO MULTIJUR DRUG TASK FORCE
 DRUG AND NON DRUG ARREST CHARGES
 TOTAL ARRESTS = 445
 QTRS 1 - 4, 2009

The FREQ Procedure

CHARGE TYPE

DRUG	Frequency	Percent	Cumulative Frequency	Cumulative Percent
POSS -MARIJUANA	163	22.36	163	22.36
POSS -METH	157	21.54	320	43.90
POSS -PSUEDOEPHEDRINE	108	14.81	428	58.71
SALE -METH	72	9.88	500	68.59
NODRG -OTHER	54	7.41	554	75.99
SALE -MARIJUANA	38	5.21	592	81.21
POSS -PARAPHERNALIA	36	4.94	628	86.15
NODRG -WEAPONS	17	2.33	645	88.48
POSS -COCAINE	16	2.19	661	90.67
POSS -ANHYDROUS AMMONIA	14	1.92	675	92.59
NODRG -CHILD ENDANG	13	1.78	688	94.38
POSS -HEROIN	12	1.65	700	96.02
NODRG -ASSAULT	8	1.10	708	97.12
POSS -OTHER	8	1.10	716	98.22
NODRG -RESIST ARREST	5	0.69	721	98.90

NODRG -KIDNAP	2	0.27	723	99.18
SALE -COCAINE	2	0.27	725	99.45
SALE -HEROIN	2	0.27	727	99.73
NODRG -MURDER	1	0.14	728	99.86
POSS -ECSTASY	1	0.14	729	100.00

TABLE 30
FRANKLIN UNION DRUG TASK FORCE
DRUG AND NON DRUG ARREST CHARGES
TOTAL ARRESTS = 287
QTRS 1 - 4, 2009

The FREQ Procedure

CHARGE TYPE

DRUG	Frequency	Percent	Cumulative Frequency	Cumulative Percent
SALE -METH	90	31.36	90	31.36
POSS -PSUEDOEPHEDRINE	44	15.33	134	46.69
SALE -MARIJUANA	27	9.41	161	56.10
POSS -METH	22	7.67	183	63.76
POSS -MARIJUANA	19	6.62	202	70.38
POSS -HEROIN	14	4.88	216	75.26
POSS -OTHER	14	4.88	230	80.14
SALE -COCAINE	14	4.88	244	85.02
NODRG -OTHER	13	4.53	257	89.55
SALE -HEROIN	12	4.18	269	93.73
NODRG -WEAPONS	11	3.83	280	97.56
POSS -COCAINE	2	0.70	282	98.26
POSS -PARAPHERNALIA	2	0.70	284	98.95
NODRG -ASSAULT	1	0.35	285	99.30
NODRG -MURDER	1	0.35	286	99.65
POSS -ANHYDROUS AMMONIA	1	0.35	287	100.00

TABLE 31
 CNET - ST CLAIRE CO SHERIFF
 DRUG AND NON DRUG ARREST CHARGES
 TOTAL ARRESTS = 135
 QTRS 1 - 4, 2009

The FREQ Procedure

CHARGE TYPE		Frequency	Percent	Cumulative Frequency	Cumulative Percent
SALE	-METH	90	31.36	90	31.36
POSS	-PSUEDOEPHEDRINE	44	15.33	134	46.69
SALE	-MARIJUANA	27	9.41	161	56.10
POSS	-METH	22	7.67	183	63.76
POSS	-MARIJUANA	19	6.62	202	70.38
POSS	-HEROIN	14	4.88	216	75.26
POSS	-OTHER	14	4.88	230	80.14
SALE	-COCAINE	14	4.88	244	85.02
NODRG	-OTHER	13	4.53	257	89.55
SALE	-HEROIN	12	4.18	269	93.73
NODRG	-WEAPONS	11	3.83	280	97.56
POSS	-COCAINE	2	0.70	282	98.26
POSS	-PARAPHERNALIA	2	0.70	284	98.95
NODRG	-ASSAULT	1	0.35	285	99.30
NODRG	-MURDER	1	0.35	286	99.65
POSS	-ANHYDROUS AMMONIA	1	0.35	287	100.00

TABLE 32
 DRUGS OBTAINED BY PURCHASES AND FREE SAMPLES
 BY MULTI-JURISDICTIONAL DRUG TASK FORCE

QTRS 1 - 4, 2009	NO. DRUG BUYS	NO. REVERSE DRUG BUYS	NO. FREE SAMPLES	VALUE OF DRUGS BOUGHT	VALUE OF REVERSE DRUGS BOUGHT	TOTAL VALUE OF BUYS	VALUE OF FREE SAMPLES
	Sum	Sum	Sum	Sum	Sum	Sum	Sum
DRUG TASK FORCE							
N COUNTY MUNICIPAL ENF GRP-BRIDGETON	37	0	0	\$5,405	0	\$5,405	0
BUCHANAN CO DRUG STRIKE FORCE	311	0	0	\$18,379	0	\$18,379	0
LAKE AREA NARCOTICS ENF GRP	72	0	0	\$10,910	0	\$10,910	0
COMBINED OZARKS MULTIJUR ENF TEAM- GREENE CO	110	0	0	\$22,480	0	\$22,480	0

(Continued)

JACKSON CO MULTIJUR DRUG TASK FORCE	101	0	0	\$57,951	0	\$57,951	0
JASPER CO DRUG TASK FORCE	82	0	0	\$6,950	0	\$6,950	0
NARC. ACTIVITIES REDCTN. COALTN.- JEFFERSON CO	66	0	10	\$6,650	0	\$6,650	\$100
KC MULTIJUR DRUG TASK FORCE	19	0	10	\$1,750	0	\$1,750	\$100
LAFAYETTE CO NARCOTICS UNIT	16	0	0	\$803	0	\$803	0
MID-MO UNIFIED STRIKE TEAM/NARC GRP	401	0	0	\$224,658	0	\$224,658	0
MINERAL AREA DRUG TASK FORCE	28	0	0	\$1,980	0	\$1,980	0
SW MO DRUG TASK FORCE	43	1	1	\$5,881	\$2,450	\$8,331	\$50
CLAY COUNTY DRUG TASK FORCE	69	0	0	\$22,042	0	\$22,042	0
NE MO NARCOTICS TASK FORCE	28	0	2	\$1,625	0	\$1,625	\$10
BOOTHEEL DRUG TASK FORCE	119	0	0	\$62,380	0	\$62,380	0
PLATTE CO MULTIJUR ENF GRP	2	0	0	\$75	0	\$75	0
SE MISSOURI DRUG TASK FORCE	165	3	0	\$31,029	\$5,065	\$36,094	0
ST CHARLES CO REG. DRUG TASK FORCE	337	0	0	\$50,388	0	\$50,388	0
STL CO MULTIJUR DRUG TASK FORCE	329	0	0	\$54,595	0	\$54,595	0

(Continued)

TABLE 32
 DRUGS OBTAINED BY PURCHASES AND FREE SAMPLES
 BY MULTI-JURISDICTIONAL DRUG TASK FORCE

QTRS 1 - 4, 2009	NO.			VALUE OF		TOTAL VALUE OF BUYS	VALUE OF FREE SAMPLES
	NO. DRUG BUYS	REVERSE DRUG BUYS	NO. FREE SAMPLES	VALUE OF DRUGS BOUGHT	REVERSE DRUGS BOUGHT		
	Sum	Sum	Sum	Sum	Sum	Sum	Sum
DRUG TASK FORCE							
METRO MULTI JUR UNDRCVR DRUG PROG. STL CITY	55	0	0	\$7,810	0	\$7,810	0
N MO DRUG TASK FORCE-ADAIR CO	95	0	3	\$21,164	0	\$21,164	\$110
S CENTRAL DRUG TASK FORCE-HOWELL CO	266	0	0	\$38,699	0	\$38,699	0
E CENTRAL DRUG TASK FORCE	101	0	0	\$11,237	0	\$11,237	0
MID-MO MULTI JUR DRUG TASK FORCE	0	0	0	0	0	0	0
FRANKLIN UNION TF	9	1	0	\$870	\$500	\$1,370	0
CNET - ST. CLAIR CO SHERIFF	21	0	2	\$9,701	0	\$9,701	\$250
STATEWIDE TOTAL	2882	5	28	\$675,412	\$8,015	\$683,427	\$620

TABLE 33
 NUMBER OF ACTIVE INFORMANTS AND DOLLARS EXPENDED
 BY MULTI-JURISDICTIONAL DRUG TASK FORCE

QTRS 1 - 4, 2009	DOLLARS	
	NO. ACTIVE INFORMANTS	EXPENDED ON INFORMANTS
	Sum	Sum
DRUG TASK FORCE		
N COUNTY MUNICIPAL ENF GRP-BRIDGETON	0	\$0
BUCHANAN CO DRUG STRIKE FORCE	49	\$13,447
LAKE AREA NARCOTICS ENF GRP	11	\$2,005

COMBINED OZARKS MULTIJUR ENF TEAM- GREENE CO	34	\$2,940
JACKSON CO MULTIJUR DRUG TASK FORCE	7	\$2,350
JASPER CO DRUG TASK FORCE	33	\$8,010
NARC. ACTIVITIES REDCTN. COALTN.- JEFFERSON CO	2	\$200
KC MULTIJUR DRUG TASK FORCE	1	\$100
LAFAYETTE CO NARCOTICS UNIT	6	\$760
MID-MO UNIFIED STRIKE TEAM/NARC GRP	126	\$25,248
MINERAL AREA DRUG TASK FORCE	0	\$0
SW MO DRUG TASK FORCE	18	\$1,110
CLAY COUNTY DRUG TASK FORCE	23	\$5,138
NE MO NARCOTICS TASK FORCE	2	\$260
BOOTHEEL DRUG TASK FORCE	34	\$2,310
PLATTE CO MULTIJUR ENF GRP	0	\$0
SE MISSOURI DRUG TASK FORCE	122	\$6,197
ST CHARLES CO REG. DRUG TASK FORCE	26	\$6,557
STL CO MULTIJUR DRUG TASK FORCE	103	\$16,535
METRO MULTIJUR UNDRCVR DRUG PROG. STL CITY	52	\$10,600

(Continued)

TABLE 33
NUMBER OF ACTIVE INFORMANTS AND DOLLARS EXPENDED
BY MULTI-JURISDICTIONAL DRUG TASK FORCE

QTRS 1 - 4, 2009	NO. ACTIVE	DOLLARS
	INFORMANTS	EXPENDED ON INFORMANTS
	Sum	Sum
DRUG TASK FORCE		
N MO DRUG TASK FORCE-ADAIR CO	10	\$1,530
S CENTRAL DRUG TASK FORCE-HOWELL CO	37	\$8,377
E CENTRAL DRUG TASK FORCE	11	\$2,178
MID-MO MULTIJUR DRUG TASK FORCE	0	\$0
FRANKLIN UNION TF	5	\$150
CNET - ST. CLAIR CO SHERIFF	4	\$475
STATEWIDE TOTAL	716	\$116,477

TABLE 34
OUNCES OF DRUGS OBTAINED BY PURCHASES AND FREE SAMPLES
BY MULTI-JURISDICTIONAL DRUG TASK FORCE

QTRS 1 - 4, 2009	MARIJUANA	COCAINE	CRACK	METH	HEROIN	LSD	PCP	ECSTASY	PSUEDO- /EPHED- RINE	ANHYDR- OUS AMMONIA	OTHER DRUGS
	OUNCES	OUNCES	OUNCES	OUNCES	OUNCES	OUNCES	OUNCES	OUNCES	OUNCES	OUNCES	OUNCES
DRUG TASK FORCE											
N COUNTY MUNICIPAL ENF GRP-BRIDGETON	4.75	1.52	0.61	0.04	1.58	0	0	0	0	0	0
BUCHANAN CO DRUG STRIKE FORCE	37.72	0.51	1.96	1.35	7.05	0	0	0	0	0	0
LAKE AREA NARCOTICS ENF GRP	61.64	0.11	0	32.72	0.25	0	0	0	0	0	10.00
COMBINED OZARKS MULTIJUR ENF TEAM- GREENE CO	358.10	1.85	0.07	3.09	0.11	0	0	0	0	0	0.74

(Continued)

JACKSON CO MULTIJUR DRUG TASK FORCE	43.98	9.14	3.53	28.26	1.34	0	0	0	0	0	0
JASPER CO DRUG TASK FORCE	22.00	0	0.48	0.51	0	0	0	0	0	0	0
NARC. ACTIVITIES REDCTN. COALTN.- JEFFERSON CO	18.33	12.76	0.19	0.19	0.85	0	0	0.32	0	0	1.00
KC MULTIJUR DRUG TASK FORCE	4.00	0.56	0.04	0	1.76	0	0	0	0	0	0
LAFAYETTE CO NARCOTICS UNIT	1.18	0	0.04	0.36	0	0	0	0	0	0	0
MID-MO UNIFIED STRIKE TEAM/NARC GRP	139.58	1.82	12.76	1.27	1.06	0	0	0.14	0	0	0.26
MINERAL AREA DRUG TASK FORCE	173.03	0	0	0	0.04	0	0	0	1.68	0	0.04
SW MO DRUG TASK FORCE	23.11	0.07	0	4.68	0	0	0	0	0	0	0
CLAY COUNTY DRUG TASK FORCE	80.30	2.48	0.09	7.17	0	0	0	0	0	0	0
NE MO NARCOTICS TASK FORCE	3.72	0.03	0.15	0.08	0.02	0	0	0	0	0	0
BOOTHEEL DRUG TASK FORCE	19.67	0.26	8.87	34.20	0	0	0	0	0	0	0
PLATTE CO MULTIJUR ENF GRP	0.18	0	0	0	0	0	0	0	0	0	0
SE MISSOURI DRUG TASK FORCE	79.48	0.34	9.76	1.50	0.07	0	0	0	0	0	0
ST CHARLES CO REG. DRUG TASK FORCE	153.61	11.26	2.64	0.31	2.65	0.71	0	0	0.25	0	0.25
STL CO MULTIJUR DRUG TASK FORCE	70.70	6.44	28.13	0.32	13.63	0	0	0.35	0	0	0
METRO MULTIJUR UNDRCVR DRUG PROG. STL CITY	0.46	0.32	8.49	0	3.94	0	0	0	0	0	0

(Continued)

TABLE 34
 OUNCES OF DRUGS OBTAINED BY PURCHASES AND FREE SAMPLES
 BY MULTI-JURISDICTIONAL DRUG TASK FORCE

QTRS 1 - 4, 2009	MARIJUANA	COCAINE	CRACK	METH	HEROIN	LSD	PCP	ECSTASY	PSUEDO- /EPHED- RINE	ANHYDR- OUS AMMONIA	OTHER DRUGS
	OUNCES	OUNCES	OUNCES	OUNCES	OUNCES	OUNCES	OUNCES	OUNCES	OUNCES	OUNCES	OUNCES
DRUG TASK FORCE											
N MO DRUG TASK FORCE-ADAIR CO	138.86	1.25	1.00	1.33	0.85	0	0	0	0	0	0
S CENTRAL DRUG TASK FORCE-HOWELL CO	135.38	0.86	0	9.06	0.04	0	0	0.25	1.00	0	0.23
E CENTRAL DRUG TASK FORCE	52.33	0.35	0.75	0	0.32	0	0	0	0.11	0	2.12
MID-MO MULTIJUR DRUG TASK FORCE	0	0	0	0	0	0	0	0	0	0	0
FRANKLIN UNION TF	2.00	0	0	0	0.19	0	0	0	0	0	0
CNET - ST. CLAIR CO SHERIFF	4.04	0	0	3.34	0.16	0	0	0	0	0	0
STATEWIDE TOTAL	1628.15	51.93	79.56	129.78	35.91	0.71	0	1.06	3.04	0	14.64

TABLE 35
 DOSES OF DRUGS OBTAINED BY PURCHASES AND FREE SAMPLES
 BY MULTI-JURISDICTIONAL DRUG TASK FORCE

QTRS 1 - 4, 2009	MARIJUANA	COCAINE	CRACK	METH	HEROIN	LSD	PCP	ECSTASY	PSUEDO- /EPHED- RINE	ANHYDR- OUS AMMONI- A*	OTHER DRUGS
	DOSES	DOSES	DOSES	DOSES	DOSES	DOSES	DOSES	DOSES	DOSES	DOSES	DOSES
DRUG TASK FORCE											
N COUNTY MUNICIPAL ENF GRP-BRIDGETON	0	0	0	0	34	0	0	55	0	0	0
BUCHANAN CO DRUG STRIKE FORCE	0	0	0	0	345	0	0	2	0	0	361
LAKE AREA NARCOTICS ENF GRP	0	0	0	0	0	0	0	0	0	0	126
COMBINED OZARKS MULTIJUR ENF TEAM- GREENE CO (Continued)	0	0	0	0	73	0	0	2	0	0	167

JACKSON CO MULTIJUR DRUG TASK FORCE	0	0	0	0	0	0	0	255	0	0	742
JASPER CO DRUG TASK FORCE	0	0	0	0	0	0	0	0	0	0	0
NARC. ACTIVITIES REDCTN. COALTN.- JEFFERSON CO	0	0	0	0	187	60	0	24	0	0	10
KC MULTIJUR DRUG TASK FORCE	0	0	0	0	0	0	0	10	0	0	17
LAFAYETTE CO NARCOTICS UNIT	0	0	0	0	0	0	0	0	0	0	55
MID-MO UNIFIED STRIKE TEAM/NARC GRP	0	0	0	0	0	0	0	91	0	0	1145
MINERAL AREA DRUG TASK FORCE	0	0	0	0	0	0	0	0	0	0	54
SW MO DRUG TASK FORCE	0	0	0	2	0	0	0	0	0	0	165
CLAY COUNTY DRUG TASK FORCE	0	0	0	0	0	0	0	35	0	0	407
NE MO NARCOTICS TASK FORCE	0	0	0	0	0	0	0	3	0	0	9
BOOTHEEL DRUG TASK FORCE	0	0	0	0	0	0	0	0	0	0	234
PLATTE CO MULTIJUR ENF GRP	0	0	0	0	0	0	0	0	0	0	12
SE MISSOURI DRUG TASK FORCE	0	0	0	0	0	0	0	0	0	0	482
ST CHARLES CO REG. DRUG TASK FORCE	0	0	0	0	311	38	0	249	70	40	296
STL CO MULTIJUR DRUG TASK FORCE	0	0	0	0	0	0	0	0	0	0	0

(Continued)

*Anhydrous ammonia is measured in gallons.

TABLE 35
DOSES OF DRUGS OBTAINED BY PURCHASES AND FREE SAMPLES
BY MULTI-JURISDICTIONAL DRUG TASK FORCE

QTRS 1 - 4, 2009

	MARIJUANA	COCAINE	CRACK	METH	HEROIN	LSD	PCP	ECSTASY	PSUEDO- /EPHED- RINE	ANHYDR- OUS AMMONI- A*	OTHER DRUGS
	DOSES	DOSES	DOSES	DOSES	DOSES	DOSES	DOSES	DOSES	DOSES	DOSES	DOSES
DRUG TASK FORCE											
METRO MULTIJUR UNDRCLR DRUG PROG. STL CITY	0	0	0	0	32	0	0	0	0	0	0
N MO DRUG TASK FORCE-ADAIR CO	0	0	0	0	0	0	0	0	0	0	58
S CENTRAL DRUG TASK FORCE-HOWELL CO	0	0	0	0	0	6	0	0	0	0	2040
E CENTRAL DRUG TASK FORCE	0	0	0	0	0	0	0	2	0	0	413
MID-MO MULTIJUR DRUG TASK FORCE	0	0	0	0	0	0	0	0	0	0	0
FRANKLIN UNION TF	0	0	0	0	0	0	0	25	0	0	0
CNET - ST. CLAIR CO SHERIFF	0	0	0	0	0	0	0	0	0	48	4
STATEWIDE TOTAL	0	0	0	2	982	104	0	753	70	88	6797

*Anhydrous ammonia is measured in gallons.

TABLE 36
 PROCESS STATUS OF SEARCH WARRANTS AND CONSENT SEARCHES
 BY MULTI-JURISDICTIONAL DRUG TASK FORCE

QTRS 1 - 4, 2009	WARRANTS		WARRANTS			CONSENT SEARCHES
	APPLIED FOR	WARRANTS AUTHORIZED	WARRANTS SERVED	SERVED/ARREST MADE		
	FREQ	FREQ	FREQ	FREQ	%	
DRUG TASK FORCE						
N COUNTY MUNICIPAL ENF GRP-BRIDGETON	23	23	23	23	100.0	42
BUCHANAN CO DRUG STRIKE FORCE	17	17	17	17	100.0	66
LAKE AREA NARCOTICS ENF GRP	75	75	75	66	88.0	31
COMBINED OZARKS MULTI JUR ENF TEAM-GREENE CO	58	58	58	57	98.3	140
JACKSON CO MULTI JUR DRUG TASK FORCE	44	44	44	44	100.0	85
JASPER CO DRUG TASK FORCE	110	110	89	89	100.0	22
NARC. ACTIVITIES REDCTN. COALTN.-JEFFERSON CO	17	17	17	17	100.0	181
KC MULTI JUR DRUG TASK FORCE	37	36	37	37	100.0	1277
LAFAYETTE CO NARCOTICS UNIT	17	17	16	15	93.8	12
MID-MO UNIFIED STRIKE TEAM/NARC GRP	49	49	49	49	100.0	17
MINERAL AREA DRUG TASK FORCE	13	13	13	13	100.0	269
SW MO DRUG TASK FORCE	43	43	43	42	97.7	102
CLAY COUNTY DRUG TASK FORCE	29	29	29	29	100.0	21
NE MO NARCOTICS TASK FORCE	19	19	19	19	100.0	21

(Continued)

TABLE 36
 PROCESS STATUS OF SEARCH WARRANTS AND CONSENT SEARCHES
 BY MULTI-JURISDICTIONAL DRUG TASK FORCE

QTRS 1 - 4, 2009	WARRANTS	WARRANTS	WARRANTS	WARRANTS		CONSENT
	APPLIED	WARRANTS	WARRANTS	SERVED/ARREST		SEARCHES
	FOR	AUTHORIZED	SERVED	MADE	%	
	FREQ	FREQ	FREQ	FREQ	%	FREQ
DRUG TASK FORCE						
BOOTHEEL DRUG TASK FORCE	39	39	37	37	100.0	52
PLATTE CO MULTIJUR ENF GRP	7	7	7	7	100.0	155
SE MISSOURI DRUG TASK FORCE	105	105	105	99	94.3	124
ST CHARLES CO REG. DRUG TASK FORCE	58	58	56	56	100.0	89
STL CO MULTIJUR DRUG TASK FORCE	154	152	148	74	50.0	527
METRO MULTIJUR UNDRCLR DRUG PROG. STL CITY	37	37	37	25	67.6	44
N MO DRUG TASK FORCE-ADAIR CO	39	39	38	33	86.8	61
S CENTRAL DRUG TASK FORCE-HOWELL CO	32	32	32	32	100.0	19
E CENTRAL DRUG TASK FORCE	47	47	46	46	100.0	11
MID-MO MULTIJUR DRUG TASK FORCE	21	21	21	21	100.0	164
FRANKLIN UNION TF	16	16	16	14	87.5	77
CNET - ST. CLAIR CO SHERIFF	16	16	16	16	100.0	109
STATEWIDE TOTAL	1122	1119	1088	977	89.8	3718

TABLE 37
 DRUG ORGANIZATION PROCESSING
 BY MULTI-JURISDICTIONAL DRUG TASK FORCE

QTRS 1 - 4, 2009	NEW ORG CHARTS MADE	NEW ORG IDENT
	FREQ	FREQ
DRUG TASK FORCE		
N COUNTY MUNICIPAL ENF GRP-BRIDGETON	0	0
BUCHANAN CO DRUG STRIKE FORCE	4	2
LAKE AREA NARCOTICS ENF GRP	0	0
COMBINED OZARKS MULTIJUR ENF TEAM- GREENE CO	0	0
JACKSON CO MULTIJUR DRUG TASK FORCE	0	0
JASPER CO DRUG TASK FORCE	2	5
NARC. ACTIVITIES REDCTN. COALTN.- JEFFERSON CO	9	9
KC MULTIJUR DRUG TASK FORCE	5	10
LAFAYETTE CO NARCOTICS UNIT	0	8
MID-MO UNIFIED STRIKE TEAM/NARC GRP	0	0
MINERAL AREA DRUG TASK FORCE	1	1
SW MO DRUG TASK FORCE	0	10
CLAY COUNTY DRUG TASK FORCE	0	3
NE MO NARCOTICS TASK FORCE	0	0

(Continued)

BOOTHEEL DRUG TASK FORCE	0	3
PLATTE CO MULTIJUR ENF GRP	0	0
SE MISSOURI DRUG TASK FORCE	2	2
ST CHARLES CO REG. DRUG TASK FORCE	4	4
STL CO MULTIJUR DRUG TASK FORCE	12	29

TABLE 37
DRUG ORGANIZATION PROCESSING
BY MULTI-JURISDICTIONAL DRUG TASK FORCE

QTRS 1 - 4, 2009	NEW ORG CHARTS MADE	NEW ORG IDENT
	FREQ	FREQ
DRUG TASK FORCE		
METRO MULTIJUR UNDRCVR DRUG PROG. STL CITY	0	8
N MO DRUG TASK FORCE-ADAIR CO	1	4
S CENTRAL DRUG TASK FORCE-HOWELL CO	0	0
E CENTRAL DRUG TASK FORCE	0	0
MID-MO MULTIJUR DRUG TASK FORCE	11	9
FRANKLIN UNION TF	12	14
CNET - ST. CLAIR CO SHERIFF	1	5
STATEWIDE TOTAL	64	126

TABLE 38
 ERADICATED MARIJUANA OUNCES
 BY MULTI-JURISDICTIONAL DRUG TASK FORCE

QTRS 1 - 4, 2009	OUNCES	OUNCES	OUNCES		PLANTS	PLANTS
	WILD MARIJUANA	MARIJU- ANA	MARIJU- ANA	PLANTS WILD MARIJUANA	CULT MARIJUANA	SINS MARIJUANA
	TOTAL	TOTAL	TOTAL	TOTAL	TOTAL	TOTAL
DRUG TASK FORCE						
N COUNTY MUNICIPAL ENF GRP-BRIDGETON					209	
BUCHANAN CO DRUG STRIKE FORCE		320.00				
LAKE AREA NARCOTICS ENF GRP					17	
COMBINED OZARKS MULTIJUR ENF TEAM- GREENE CO				27	826	
JACKSON CO MULTIJUR DRUG TASK FORCE					50	
JASPER CO DRUG TASK FORCE					4	
NARC. ACTIVITIES REDCTN. COALTN.- JEFFERSON CO					436	
KC MULTIJUR DRUG TASK FORCE					400	
LAFAYETTE CO NARCOTICS UNIT					108	
MID-MO UNIFIED STRIKE TEAM/NARC GRP					560	
MINERAL AREA DRUG TASK FORCE					148	
SW MO DRUG TASK FORCE				1,098	64	
CLAY COUNTY DRUG TASK FORCE						82
NE MO NARCOTICS TASK FORCE		1440.00			61	

(Continued)

TABLE 38
 ERADICATED MARIJUANA OUNCES
 BY MULTI-JURISDICTIONAL DRUG TASK FORCE

QTRS 1 - 4, 2009	OUNCES	OUNCES	OUNCES		PLANTS	PLANTS
	WILD MARIJUANA	CULT MARIJU- ANA	SINS MARIJU- ANA	PLANTS WILD MARIJUANA	CULT MARIJUANA	SINS MARIJUANA
	TOTAL	TOTAL	TOTAL	TOTAL	TOTAL	TOTAL
DRUG TASK FORCE						
BOOTHEEL DRUG TASK FORCE				37	13	
PLATTE CO MULTIJUR ENF GRP						
SE MISSOURI DRUG TASK FORCE					51	
ST CHARLES CO REG. DRUG TASK FORCE		184.46		60	689	
STL CO MULTIJUR DRUG TASK FORCE		384.31			45	
METRO MULTIJUR UNDRCLR DRUG PROG. STL CITY					1	5
N MO DRUG TASK FORCE-ADAIR CO					278	
S CENTRAL DRUG TASK FORCE-HOWELL CO						
E CENTRAL DRUG TASK FORCE					10	
MID-MO MULTIJUR DRUG TASK FORCE					262	
FRANKLIN UNION TF					315	
CNET - ST. CLAIR CO SHERIFF					5,803	
STATEWIDE TOTAL		2328.77		1,222	10,763	87

TABLE 39
 DESTROYED METHAMPHETAMINE LABS
 BY MULTI-JURISDICTIONAL DRUG TASK FORCE

QTRS 1 - 4, 2009	METH LABS
TOTAL	
DRUG TASK FORCE	
N COUNTY MUNICIPAL ENF GRP-BRIDGETON	6
BUCHANAN CO DRUG STRIKE FORCE	8
LAKE AREA NARCOTICS ENF GRP	136
COMBINED OZARKS MULTIJUR ENF TEAM- GREENE CO	34
JACKSON CO MULTIJUR DRUG TASK FORCE	13
JASPER CO DRUG TASK FORCE	96
NARC. ACTIVITIES REDCTN. COALTN.- JEFFERSON CO	145
KC MULTIJUR DRUG TASK FORCE	46
LAFAYETTE CO NARCOTICS UNIT	4
MID-MO UNIFIED STRIKE TEAM/NARC GRP	4
MINERAL AREA DRUG TASK FORCE	121
SW MO DRUG TASK FORCE	39
CLAY COUNTY DRUG TASK FORCE	0
NE MO NARCOTICS TASK FORCE	70
BOOTHEEL DRUG TASK FORCE	16

(Continued)

TABLE 39
 DESTROYED METHAMPHETAMINE LABS
 BY MULTI-JURISDICTIONAL DRUG TASK FORCE

QTRS 1 - 4, 2009	METH LABS	TOTAL
DRUG TASK FORCE		
PLATTE CO MULTIJUR ENF GRP		0
SE MISSOURI DRUG TASK FORCE		77
ST CHARLES CO REG. DRUG TASK FORCE		75
STL CO MULTIJUR DRUG TASK FORCE		30
METRO MULTIJUR UNDRCLR DRUG PROG. STL CITY		2
N MO DRUG TASK FORCE-ADAIR CO		26
S CENTRAL DRUG TASK FORCE-HOWELL CO		33
E CENTRAL DRUG TASK FORCE		43
MID-MO MULTIJUR DRUG TASK FORCE		80
FRANKLIN UNION TF		71
CNET - ST. CLAIR CO SHERIFF		31
STATEWIDE TOTAL		1206

TABLE 40
 OUNCES OF DRUGS SEIZED
 BY MULTI-JURISDICTIONAL DRUG TASK FORCE

QTRS 1 - 4, 2009

	VALUE OF DRUGS SEIZED	MARIJUANA OUNCES	COCAINE OUNCES	CRACK OUNCES	METH OUNCES	HEROIN OUNCES	LSA OUNCES	PCP OUNCES	ECSTASY OUNCES	PSUEDO- /EPHED- RINE OUNCES	ANHYDR- OUS AMM. OUNCES	OTHER DRUGS OUNCES
	TOTAL	TOTAL	TOTAL	TOTAL	TOTAL	TOTAL	TOTAL	TOTAL	TOTAL	TOTAL	TOTAL	TOTAL
DRUG TASK FORCE												
N COUNTY MUNICIPAL ENF GRP-BRIDGETON	\$1,374,661	12,591.90	96.45	23.91	9.31	81.79	16.20					
BUCHANAN CO DRUG STRIKE FORCE	\$83,995	227.34	0.36	2.08	5.61							
LAKE AREA NARCOTICS ENF GRP	\$482,472	2,403.59	3.07		54.56	1.06				5.82		14.04
COMBINED OZARKS MULTIJUR ENF TEAM- GREENE CO	\$776,938	11,164.48	8.69	3.60	33.44	0.32		2.00				48.35
JACKSON CO MULTIJUR DRUG TASK FORCE	\$555,201	1,713.78	9.85	4.66	9.90							
JASPER CO DRUG TASK FORCE	\$232,895	1,432.51	35.83	7.16	20.49			2.40				
NARC. ACTIVITIES REDCTN. COALTN.- JEFFERSON CO	\$592,757	2,595.63	1.75	18.06	13.31	4.91	1.00		0.35	46.85	3388.00	4.32
KC MULTIJUR DRUG TASK FORCE	\$7,766,659	29,791.48	324.84	3.79	1879.71	159.20		892.61		14.00	1056.00	327.53
LAFAYETTE CO NARCOTICS UNIT	\$93,344	613.61	0.01	0.22	2.53					0.88		0.04
MID-MO UNIFIED STRIKE TEAM/NARC GRP	\$537,317	548.01	8.06	3.22	21.38	1.01			0.56	6.00		4.46
MINERAL AREA DRUG TASK FORCE	\$284,011	722.78	176.00		317.09	9.10				153.66		0.32
SW MO DRUG TASK FORCE	\$539,696	5,022.23			10.96	0.03						
CLAY COUNTY DRUG TASK FORCE	\$37,191	36.53	0.35	1.14	3.54	0.18						
NE MO NARCOTICS TASK FORCE	\$233,285	3,566.45		1.05	0.85						16.00	0.21
BOOTHEEL DRUG TASK FORCE	\$284,180	1,102.48	0.03	9.66	67.72							

(Continued)

TABLE 40
OUNCES OF DRUGS SEIZED
BY MULTI-JURISDICTIONAL DRUG TASK FORCE

QTRS 1 - 4, 2009

	VALUE OF DRUGS SEIZED	MARIJUANA OUNCES	COCAINE OUNCES	CRACK OUNCES	METH OUNCES	HEROIN OUNCES	LSA OUNCES	PCP OUNCES	ECSTASY OUNCES	PSUEDO- /EPHED- RINE OUNCES	ANHYDR- OUS AMM. OUNCES	OTHER DRUGS OUNCES
	TOTAL	TOTAL	TOTAL	TOTAL	TOTAL	TOTAL	TOTAL	TOTAL	TOTAL	TOTAL	TOTAL	TOTAL
DRUG TASK FORCE												
PLATTE CO MULTIJUR ENF GRP	\$33,165	16.37	1.10	0.52	1.31							8.84
SE MISSOURI DRUG TASK FORCE	\$4,109,030	12,005.32	706.95	6.43	63.83	44.84				283.90	128.00	
ST CHARLES CO REG. DRUG TASK FORCE	\$264,832	12,635.31	38.94	5.95	46.69	3.04	0.71			36.87	320.00	2.17
STL CO MULTIJUR DRUG TASK FORCE	\$1,577,715	21,827.82	52.83	44.84	2.72	16.26			564.67			32.38
METRO MULTIJUR UNDRCVR DRUG PROG. STL CITY	\$3,386,112	12,823.03	932.86	127.78	6.04	265.63			0.41			0.71
N MO DRUG TASK FORCE-ADAIR CO	\$365,436	5,691.23	0.37	0.06	17.67							6.00
S CENTRAL DRUG TASK FORCE-HOWELL CO	\$2,201,130	14,183.14	915.13	0.14	139.58					1.18		
E CENTRAL DRUG TASK FORCE	\$94,932	112.60	3.75	0.62	3.67	0.11				7.41	3.85	0.25
MID-MO MULTIJUR DRUG TASK FORCE	\$175,000	154.63	0.18	32.24	22.09	0.99	1.00			21.18	128.00	
FRANKLIN UNION TF	\$6,243,000	4,106.71	2293.00		30.00	0.53				12.00		
CNET - ST. CLAIR CO SHERIFF	\$103,585	772.20	0.04		31.68	0.21				2.00	128.00	
STATEWIDE TOTAL	\$32,428,539	157,861.16	5610.44	297.13	2815.68	589.21	18.91	897.01	565.99	591.75	5167.85	449.62

TABLE 41
DOSES OF DRUGS SEIZED
BY MULTI-JURISDICTIONAL DRUG TASK FORCE

QTRS 1 - 4, 2009

	MARIJUANA	COCAINE	CRACK	METH	HEROIN	LSD	PCP	ECSTASY	PSUEDO- /EPHED- RINE	ANHYDR- OUS AMMONI- A*	OTHER DRUG
	DOSES	DOSES	DOSES	DOSES	DOSES	DOSES	DOSES	DOSES	DOSES	DOSES	DOSES
DRUG TASK FORCE											
N COUNTY MUNICIPAL ENF GRP-BRIDGETON					127	3		393	1200		50
BUCHANAN CO DRUG STRIKE FORCE					150			2	1076		410
LAKE AREA NARCOTICS ENF GRP								58	278		127
COMBINED OZARKS MULTIJUR ENF TEAM- GREENE CO				7	88	3	1	3			449
JACKSON CO MULTIJUR DRUG TASK FORCE								2046			5316
JASPER CO DRUG TASK FORCE								33	4340		147
NARC. ACTIVITIES REDCTN. COALTN.- JEFFERSON CO					88	150		11	519	20	121
KC MULTIJUR DRUG TASK FORCE								10139			5841
LAFAYETTE CO NARCOTICS UNIT											387
MID-MO UNIFIED STRIKE TEAM/NARC GRP								91	60		367
MINERAL AREA DRUG TASK FORCE								5	1038		300
SW MO DRUG TASK FORCE									166		429
CLAY COUNTY DRUG TASK FORCE											146
NE MO NARCOTICS TASK FORCE									53	2	69
BOOTHEEL DRUG TASK FORCE								65			145
(Continued)											

TABLE 41
DOSES OF DRUGS SEIZED
BY MULTI-JURISDICTIONAL DRUG TASK FORCE

QTRS 1 - 4, 2009

	MARIJUANA	COCAINE	CRACK	METH	HEROIN	LSD	PCP	ECSTASY	PSUEDO- /EPHED- RINE	ANHYDR- OUS AMMONI- A*	OTHER DRUG
	DOSES	DOSES	DOSES	DOSES	DOSES	DOSES	DOSES	DOSES	DOSES	DOSES	DOSES
DRUG TASK FORCE											
PLATTE CO MULTIJUR ENF GRP						7		2			755
SE MISSOURI DRUG TASK FORCE								146	1108		1139
ST CHARLES CO REG. DRUG TASK FORCE					465	111		592	387	30	795
STL CO MULTIJUR DRUG TASK FORCE						20		146			
METRO MULTIJUR UNDRCLR DRUG PROG. STL CITY					331			5284			55
N MO DRUG TASK FORCE-ADAIR CO											690
S CENTRAL DRUG TASK FORCE-HOWELL CO											4412
E CENTRAL DRUG TASK FORCE									8	28	172
MID-MO MULTIJUR DRUG TASK FORCE									384	6	1288
FRANKLIN UNION TF									3200		
CNET - ST. CLAIR CO SHERIFF									192	33	355
STATEWIDE TOTAL				7	1249	294	1	20332	14009	119	23964

*Anhydrous ammonia is measured in gallons

TABLE 42
 QUANTITY AND VALUE OF PROPERTY SEIZED
 BY MULTI-JURISDICTIONAL DRUG TASK FORCE

QTRS 1 - 4, 2009	QNTY REAL	VALUE REAL	QNTY REAL	VALUE REAL	QNTY	VALUE	QNTY	VALUE MOTOR
	EST/BLDG	EST/BLDG	EST/LAND	EST/LAND	PERSONAL	PERSONAL	MOTOR	VEHICLES
	TOTAL	TOTAL	TOTAL	TOTAL	TOTAL	TOTAL	TOTAL	TOTAL
DRUG TASK FORCE								
N COUNTY MUNICIPAL ENF GRP-BRIDGETON							1	\$10,000
BUCHANAN CO DRUG STRIKE FORCE							1	\$10,000
LAKE AREA NARCOTICS ENF GRP							2	\$10,000
COMBINED OZARKS MULTIJUR ENF TEAM- GREENE CO								
JACKSON CO MULTIJUR DRUG TASK FORCE								
JASPER CO DRUG TASK FORCE								
NARC. ACTIVITIES REDCTN. COALTN.- JEFFERSON CO							2	\$5,000
KC MULTIJUR DRUG TASK FORCE					24	\$675		
LAFAYETTE CO NARCOTICS UNIT							1	\$20,000
MID-MO UNIFIED STRIKE TEAM/NARC GRP								
MINERAL AREA DRUG TASK FORCE								
SW MO DRUG TASK FORCE								
CLAY COUNTY DRUG TASK FORCE								
NE MO NARCOTICS TASK FORCE							2	\$20,300

(Continued)

TABLE 42
 QUANTITY AND VALUE OF PROPERTY SEIZED
 BY MULTI-JURISDICTIONAL DRUG TASK FORCE

QTRS 1 - 4, 2009	QNTY REAL EST/BLDG	VALUE REAL EST/BLDG	QNTY REAL EST/LAND	VALUE REAL EST/LAND	QNTY PERSONAL PROP	VALUE PERSONAL PROP	QNTY MOTOR VEHICLES	VALUE MOTOR VEHICLES
	TOTAL	TOTAL	TOTAL	TOTAL	TOTAL	TOTAL	TOTAL	TOTAL
DRUG TASK FORCE								
BOOTHEEL DRUG TASK FORCE							1	\$32,000
PLATTE CO MULTIJUR ENF GRP							1	\$1,925
SE MISSOURI DRUG TASK FORCE							1	\$11,000
ST CHARLES CO REG. DRUG TASK FORCE							1	\$70,000
STL CO MULTIJUR DRUG TASK FORCE							5	\$76,000
METRO MULTIJUR UNDRCVR DRUG PROG. STL CITY								
N MO DRUG TASK FORCE-ADAIR CO								
S CENTRAL DRUG TASK FORCE-HOWELL CO								
E CENTRAL DRUG TASK FORCE							2	\$7,000
MID-MO MULTIJUR DRUG TASK FORCE								
FRANKLIN UNION TF							6	\$62,000
CNET - ST. CLAIR CO SHERIFF	1	\$20,000					1	\$1,500
STATEWIDE TOTAL	1	\$20,000			24	\$675	27	\$336,725

TABLE 42 - CONTINUED
 QUANTITY AND VALUE OF PROPERTY SEIZED
 BY MULTI-JURISDICTIONAL DRUG TASK FORCE

QTRS 1 - 4, 2009	QNTY WEAPONS	VALUE WEAPONS	VALUE CURRENCY	VALUE OTHER ASSESTS	TOT VALUE PROP SEIZED
	TOTAL	TOTAL	TOTAL	TOTAL	TOTAL
DRUG TASK FORCE					
N COUNTY MUNICIPAL ENF GRP-BRIDGETON	92	\$36,800	\$330,483		\$377,283
BUCHANAN CO DRUG STRIKE FORCE	16	\$7,600	\$18,289		\$35,889
LAKE AREA NARCOTICS ENF GRP	28	\$14,000	\$56,018		\$80,018
COMBINED OZARKS MULTIJUR ENF TEAM- GREENE CO	82	\$20,500	\$421,388		\$441,888
JACKSON CO MULTIJUR DRUG TASK FORCE	88	\$24,150	\$319,251		\$343,401
JASPER CO DRUG TASK FORCE	4	\$1,500	\$9,900		\$11,400
NARC. ACTIVITIES REDCTN. COALTN.- JEFFERSON CO	31	\$10,650	\$564,876		\$580,526
KC MULTIJUR DRUG TASK FORCE	30	\$8,905	\$531,172		\$540,752
LAFAYETTE CO NARCOTICS UNIT	6	\$2,600	\$3,841		\$26,441
MID-MO UNIFIED STRIKE TEAM/NARC GRP	21	\$2,225	\$55,938		\$58,163
MINERAL AREA DRUG TASK FORCE					\$0
SW MO DRUG TASK FORCE	25	\$6,228	\$13,833		\$20,061
CLAY COUNTY DRUG TASK FORCE	10	\$775	\$4,715		\$5,490
NE MO NARCOTICS TASK FORCE	10	\$2,250	\$9,910		\$32,460
BOOTHEEL DRUG TASK FORCE	20	\$4,000	\$102,509		\$138,509
PLATTE CO MULTIJUR ENF GRP			\$2,600		\$4,525

(Continued)

TABLE 42 - CONTINUED
QUANTITY AND VALUE OF PROPERTY SEIZED
BY MULTI-JURISDICTIONAL DRUG TASK FORCE

QTRS 1 - 4, 2009	QNTY WEAPONS	VALUE WEAPONS	VALUE CURRENCY	VALUE OTHER ASSESTS	TOT VALUE PROP SEIZED
	TOTAL	TOTAL	TOTAL	TOTAL	TOTAL
DRUG TASK FORCE					
SE MISSOURI DRUG TASK FORCE	52	\$5,800	\$1,620,592		\$1,637,392
ST CHARLES CO REG. DRUG TASK FORCE	60	\$16,500	\$46,118		\$132,618
STL CO MULTIJUR DRUG TASK FORCE	110	\$54,750	\$144,869		\$275,619
METRO MULTIJUR UNDRCLR DRUG PROG. STL CITY	68	\$37,400	\$427,272		\$464,67
N MO DRUG TASK FORCE-ADAIR CO	54	\$11,550	\$455		\$12,005
S CENTRAL DRUG TASK FORCE-HOWELL CO	9	\$3,250			\$3,250
E CENTRAL DRUG TASK FORCE	31	\$11,500	\$34,591		\$53,091
MID-MO MULTIJUR DRUG TASK FORCE					\$0
FRANKLIN UNION TF	58	\$5,800	\$278,000		\$345,800
CNET - ST. CLAIR CO SHERIFF	37	\$10,900	\$12,480		\$44,880
STATEWIDE TOTAL	942	\$299,633	\$5,009,100		\$5,666,133

TABLE 43
 QUANTITY AND VALUE OF PROPERTY FORFEITED
 TO MULTI-JURISDICTIONAL DRUG TASK FORCE

QTRS 1 - 4, 2009	QNTY REAL EST/BLDG	VALUE REAL EST/BLDG	QNTY REAL EST/LAND	VALUE REAL EST/LAND	QNTY PERSONAL PROP	VALUE PERSONAL PROP	QNTY MOTOR VEHICLES	VALUE MOTOR VEHICLES
	TOTAL	TOTAL	TOTAL	TOTAL	TOTAL	TOTAL	TOTAL	TOTAL
DRUG TASK FORCE								
N COUNTY MUNICIPAL ENF GRP-BRIDGETON								
BUCHANAN CO DRUG STRIKE FORCE								
LAKE AREA NARCOTICS ENF GRP								
COMBINED OZARKS MULTIJUR ENF TEAM- GREENE CO								
JACKSON CO MULTIJUR DRUG TASK FORCE								
JASPER CO DRUG TASK FORCE								
NARC. ACTIVITIES REDCTN. COALTN.- JEFFERSON CO								
KC MULTIJUR DRUG TASK FORCE								
LAFAYETTE CO NARCOTICS UNIT								
MID-MO UNIFIED STRIKE TEAM/NARC GRP								
MINERAL AREA DRUG TASK FORCE								
SW MO DRUG TASK FORCE								
CLAY COUNTY DRUG TASK FORCE								
NE MO NARCOTICS TASK FORCE								
BOOTHEEL DRUG TASK FORCE								

(Continued)

TABLE 43
 QUANTITY AND VALUE OF PROPERTY FORFEITED
 TO MULTI-JURISDICTIONAL DRUG TASK FORCE

QTRS 1 - 4, 2009	QNTY REAL	VALUE REAL	QNTY REAL	VALUE REAL	QNTY	VALUE	QNTY	VALUE
	EST/BLDG	EST/BLDG	EST/LAND	EST/LAND	PERSONAL	PERSONAL	MOTOR	MOTOR
	TOTAL	TOTAL	TOTAL	TOTAL	TOTAL	TOTAL	TOTAL	TOTAL
DRUG TASK FORCE								
PLATTE CO MULTIJUR ENF GRP								
SE MISSOURI DRUG TASK FORCE								
ST CHARLES CO REG. DRUG TASK FORCE								
STL CO MULTIJUR DRUG TASK FORCE								
METRO MULTIJUR UNDRCLR DRUG PROG. STL CITY								
N MO DRUG TASK FORCE-ADAIR CO								
S CENTRAL DRUG TASK FORCE-HOWELL CO								
E CENTRAL DRUG TASK FORCE								
MID-MO MULTIJUR DRUG TASK FORCE								
FRANKLIN UNION TF							1	\$6,900
CNET - ST. CLAIR CO SHERIFF	1	\$37,000	1	\$253,000				
STATEWIDE TOTAL	1	\$37,000	1	\$253,000			1	\$6,900

TABLE 43 - CONTINUED
 QUANTITY AND VALUE OF PROPERTY FORFEITED
 TO MULTI-JURISDICTIONAL DRUG TASK FORCE

QTRS 1 - 4, 2009	QNTY WEAPONS	VALUE WEAPONS	VALUE CURRENCY	VALUE OTHER ASSESTS	TOT VALUE PROP FORFEITED
	TOTAL	TOTAL	TOTAL	TOTAL	TOTAL
DRUG TASK FORCE					
N COUNTY MUNICIPAL ENF GRP-BRIDGETON			\$296,763		\$296,763
BUCHANAN CO DRUG STRIKE FORCE			\$8,560		\$8,560
LAKE AREA NARCOTICS ENF GRP					\$0
COMBINED OZARKS MULTIJUR ENF TEAM- GREENE CO			\$109,124		\$109,124
JACKSON CO MULTIJUR DRUG TASK FORCE					\$0
JASPER CO DRUG TASK FORCE			\$15,900		\$15,900
NARC. ACTIVITIES REDCTN. COALTN.- JEFFERSON CO			\$470,853		\$470,853
KC MULTIJUR DRUG TASK FORCE					\$0
LAFAYETTE CO NARCOTICS UNIT			\$6,471		\$6,471
MID-MO UNIFIED STRIKE TEAM/NARC GRP					\$0
MINERAL AREA DRUG TASK FORCE					\$0
SW MO DRUG TASK FORCE					\$0
CLAY COUNTY DRUG TASK FORCE					\$0
NE MO NARCOTICS TASK FORCE			\$4,138		\$4,138
BOOTHEEL DRUG TASK FORCE					\$0

(Continued)

TABLE 43 - CONTINUED
 QUANTITY AND VALUE OF PROPERTY FORFEITED
 TO MULTI-JURISDICTIONAL DRUG TASK FORCE

QTRS 1 - 4, 2009	QNTY WEAPONS	VALUE WEAPONS	VALUE CURRENCY	VALUE OTHER ASSESTS	TOT VALUE PROP FORFEITED
	TOTAL	TOTAL	TOTAL	TOTAL	TOTAL
DRUG TASK FORCE					
PLATTE CO MULTIJUR ENF GRP					\$0
SE MISSOURI DRUG TASK FORCE			\$65,635		\$65,635
ST CHARLES CO REG. DRUG TASK FORCE			\$65,523		\$65,523
STL CO MULTIJUR DRUG TASK FORCE			\$97,663		\$97,663
METRO MULTIJUR UNDRCVR DRUG PROG. STL CITY					\$0
N MO DRUG TASK FORCE-ADAIR CO					\$0
S CENTRAL DRUG TASK FORCE-HOWELL CO					\$0
E CENTRAL DRUG TASK FORCE					\$0
MID-MO MULTIJUR DRUG TASK FORCE					\$0
FRANKLIN UNION TF					\$6,900
CNET - ST. CLAIR CO SHERIFF			\$17,185		\$307,185
STATEWIDE TOTAL			\$1,157,815		\$1,454,715

Attachment B

Criminal Laboratories – MCLUP Projects FY09 Summary Report

TABLE 1
 COMPLETION STATUS OF CASES DURING REPORTING PERIOD
 BY CRIME LABORATORY

QTRS 1 - 4, FY 2009	CASES COMPLETED		CASES PENDING (4th Quarter)		TOTAL ACTIVE CASES (4th Quarter)	
	CASES	ROW %	CASES	ROW %	CASES	ROW %
	CRIME LABORATORY					
KCPD LAB RESPONSE	12652	97.0	392	3.0	13044	100.0
ST. LOUIS CO CRIME LAB	4293	87.8	599	12.2	4892	100.0
ST. LOUIS METRO POLICE LAB	10383	84.2	1948	15.8	12331	100.0
TRUMAN STATE UNIVERSITY	215	94.7	12	5.3	227	100.0
MSHP TECHNICAL LAB	7528	68.1	3529	31.9	11057	100.0
MSHP TROOP B SATELLITE LAB	1351	88.2	181	11.8	1532	100.0
MSHP TROOP C SATELLITE LAB	1385	69.6	604	30.4	1989	100.0
MSHP TROOP D SATELLITE LAB	3460	74.5	1185	25.5	4645	100.0
MSHP TROOP D JOPLIN LAB	1770	100.0	0	0.0	1770	100.0
MSHP TROOP E SATELLITE LAB	3588	84.4	663	15.6	4251	100.0
MSHP TROOP G SATELLITE LAB	1208	89.3	144	10.7	1352	100.0
MSHP TROOP H SATELLITE LAB	1890	95.9	81	4.1	1971	100.0
ST. CHARLES COUNTY CRIME LAB	1766	93.7	118	6.3	1884	100.0
INDEPENDENCE REG. CRIME LAB	694	61.3	438	38.7	1132	100.0
STATEWIDE TOTAL	52183	84.1	9894	15.9	62077	100.0

TROOP D SATELLITE LAB INCLUDES DATA FROM TROOP D JOPLIN CRIME LAB

TABLE 2
 DRUG TEST STATUS OF CASE EXAMINATIONS
 BY CRIME LABORATORY

QTRS 1 - 4, FY 2009	COMPLETED EXAMS		DRUG TESTS NOT REQUESTED		DRUGS NOT IDENTIFIED		DRUGS IDENTIFIED	
	CASES	ROW %	CASES	ROW %	CASES	ROW %	CASES	ROW %
CRIME LABORATORY								
KCPD LAB RESPONSE	12652	100.0	9484	75.0	96	0.8	3072	24.3
ST. LOUIS CO CRIME LAB	4293	100.0	0	0.0	260	6.1	4033	93.9
ST. LOUIS METRO POLICE LAB	10383	100.0	6882	66.3	262	2.5	3239	31.2
TRUMAN STATE UNIVERSITY	215	100.0	60	27.9	28	13.0	127	59.1
MSHP TECHNICAL LAB	7528	100.0	5819	77.3	108	1.4	1601	21.3
MSHP TROOP B SATELLITE LAB	1351	100.0	4	0.3	87	6.4	1260	93.3
MSHP TROOP C SATELLITE LAB	1385	100.0	330	23.8	66	4.8	989	71.4
MSHP TROOP D SATELLITE LAB	3460	100.0	962	27.8	180	5.2	2318	67.0
MSHP TROOP D JOPLIN LAB	1770	100.0	715	40.4	51	2.9	1004	56.7
MSHP TROOP E SATELLITE LAB	3588	100.0	1509	42.1	188	5.2	1891	52.7
MSHP TROOP G SATELLITE LAB	1208	100.0	168	13.9	29	2.4	1011	83.7
MSHP TROOP H SATELLITE LAB	1890	100.0	140	7.4	79	4.2	1671	88.4

(Continued)

TROOP D SATELLITE LAB INCLUDES DATA FROM TROOP D JOPLIN CRIME LAB

TABLE 2
 DRUG TEST STATUS OF CASE EXAMINATIONS
 BY CRIME LABORATORY

QTRS 1 - 4, FY 2009	COMPLETED EXAMS		DRUG TESTS NOT REQUESTED		DRUGS NOT IDENTIFIED		DRUGS IDENTIFIED	
	CASES	ROW %	CASES	ROW %	CASES	ROW %	CASES	ROW %
CRIME LABORATORY								
ST. CHARLES COUNTY CRIME LAB	1766	100.0	580	32.8	66	3.7	1120	63.4
INDEPENDENCE REG. CRIME LAB	694	100.0	124	17.9	76	11.0	494	71.2
STATEWIDE TOTAL	52183	100.0	26777	51.3	1576	3.0	23830	45.7

TROOP D SATELLITE LAB INCLUDES DATA FROM TROOP D JOPLIN CRIME LAB

TABLE 3
 DRUGS AND PRECURSORS DETECTED IN
 CASES INVOLVING CLANDESTINE LABS
 BY CRIME LABORATORY

QTRS 1 - 4, FY 2009	METH FINAL PRODUCT		METH PRECURSORS		METH PRODUCT & PRECURSORS		LSD		PCP		OTHER CLAN LAB	
	CASES	COL %	CASES	COL %	CASES	COL %	CASES	COL %	CASES	COL %	CASES	COL %
CRIME LABORATORY												
KCPD LAB RESPONSE	1	1.0	3	3.2	9	3.6	0	0.0	0	0.0	3	17.6
ST. LOUIS CO CRIME LAB	4	3.8	5	5.4	5	2.0	0	0.0	0	0.0	0	0.0
ST. LOUIS METRO POLICE LAB	0	0.0	0	0.0	0	0.0	0	0.0	0	0.0	0	0.0
TRUMAN STATE UNIVERSITY	0	0.0	0	0.0	3	1.2	0	0.0	0	0.0	0	0.0
MSHP TECHNICAL LAB	12	11.5	14	15.1	41	16.4	0	0.0	0	0.0	11	64.7
MSHP TROOP B SATELLITE LAB	4	3.8	6	6.5	18	7.2	0	0.0	0	0.0	0	0.0
MSHP TROOP C SATELLITE LAB	29	27.9	20	21.5	35	14.0	0	0.0	0	0.0	0	0.0
MSHP TROOP D SATELLITE LAB	9	8.7	11	11.8	30	12.0	0	0.0	0	0.0	3	17.6
MSHP TROOP D JOPLIN LAB	16	15.4	13	14.0	73	29.2	0	0.0	0	0.0	0	0.0
MSHP TROOP E SATELLITE LAB	6	5.8	1	1.1	9	3.6	0	0.0	0	0.0	0	0.0
MSHP TROOP G SATELLITE LAB	9	8.7	2	2.2	2	0.8	0	0.0	0	0.0	0	0.0
MSHP TROOP H SATELLITE LAB	1	1.0	1	1.1	4	1.6	0	0.0	0	0.0	0	0.0

(Continued)

TROOP D SATELLITE LAB INCLUDES DATA FROM TROOP D JOPLIN CRIME LAB

TABLE 3
 DRUGS AND PRECURSORS DETECTED IN
 CASES INVOLVING CLANDESTINE LABS
 BY CRIME LABORATORY

QTRS 1 - 4, FY 2009	METH FINAL PRODUCT		METH PRECURSORS		METH PRODUCT & PRECURSORS		LSD		PCP		OTHER CLAN LAB	
	CASES	COL %	CASES	COL %	CASES	COL %	CASES	COL %	CASES	COL %	CASES	COL %
CRIME LABORATORY												
ST. CHARLES COUNTY CRIME LAB	12	11.5	10	10.8	18	7.2	0	0.0	0	0.0	0	0.0
INDEPENDENCE REG. CRIME LAB	1	1.0	7	7.5	3	1.2	1	100.0	1	100.0	0	0.0
STATEWIDE TOTAL	104	100.0	93	100.0	250	100.0	1	100.0	1	100.0	17	100.0

TROOP D SATELLITE LAB INCLUDES DATA FROM TROOP D JOPLIN CRIME LAB

TABLE 4
 DRUGS IDENTIFIED IN CASES NOT INVOLVING CLAN LABS
 BY CRIME LABORATORY

QTRS 1 - 4, FY 2009	MARIJUANA		COCAINE		CRACK		METH		HEROIN/OPIATE		LSD		PCP		OTHER DRUGS	
	CASES	COL %	CASES	COL %	CASES	COL %	CASES	COL %	CASES	COL %	CASES	COL %	CASES	COL %	CASES	COL %
CRIME LABORATORY																
KCPD LAB RESPONSE	807	7.6	132	11.6	779	24.9	373	10.9	34	1.0	1	2.6	73	76.0	873	20.3
ST. LOUIS CO CRIME LAB	1455	13.7	145	12.7	305	9.7	98	2.9	421	12.3	2	5.1	0	0.0	523	12.1
ST. LOUIS METRO POLICE LAB	1627	15.3	106	9.3	893	28.5	59	1.7	891	25.9	0	0.0	12	12.5	370	8.6
TRUMAN STATE UNIVERSITY	102	1.0	3	0.3	0	0.0	15	0.4	10	0.3	1	2.6	0	0.0	29	0.7
MSHP TECHNICAL LAB	701	6.6	105	9.2	207	6.6	351	10.3	244	7.1	2	5.1	0	0.0	306	7.1
MSHP TROOP B SATELLITE LAB	736	6.9	99	8.7	121	3.9	188	5.5	193	5.6	2	5.1	2	2.1	199	4.6
MSHP TROOP C SATELLITE LAB	511	4.8	45	4.0	55	1.8	150	4.4	209	6.1	2	5.1	0	0.0	177	4.1
MSHP TROOP D SATELLITE LAB	1006	9.5	126	11.1	129	4.1	738	21.7	430	12.5	6	15.4	0	0.0	494	11.5
MSHP TROOP D JOPLIN LAB	361	3.4	15	1.3	26	0.8	365	10.7	49	1.4	0	0.0	2	2.1	84	1.9
MSHP TROOP E SATELLITE LAB	1117	10.5	162	14.2	296	9.4	215	6.3	252	7.3	2	5.1	0	0.0	323	7.5
MSHP TROOP G SATELLITE LAB	700	6.6	26	2.3	11	0.4	198	5.8	237	6.9	6	15.4	0	0.0	182	4.2
MSHP TROOP H SATELLITE LAB	774	7.3	77	6.8	179	5.7	403	11.8	193	5.6	2	5.1	4	4.2	276	6.4

(Continued)

TROOP D SATELLITE LAB INCLUDES DATA FROM TROOP D JOPLIN CRIME LAB

TABLE 4
 DRUGS IDENTIFIED IN CASES NOT INVOLVING CLAN LABS
 BY CRIME LABORATORY

QTRS 1 - 4, FY 2009	MARIJUANA		COCAINE		CRACK		METH		HEROIN/OPIATE		LSD		PCP		OTHER DRUGS	
	CASES	COL %	CASES	COL %	CASES	COL %	CASES	COL %	CASES	COL %	CASES	COL %	CASES	COL %	CASES	COL %
CRIME LABORATORY																
ST. CHARLES COUNTY CRIME LAB	538	5.1	67	5.9	75	2.4	43	1.3	234	6.8	12	30.8	0	0.0	347	8.1
INDEPENDENCE REG. CRIME LAB	184	1.7	31	2.7	57	1.8	211	6.2	38	1.1	1	2.6	3	3.1	126	2.9
STATEWIDE TOTAL	10619	100.0	1139	100.0	3133	100.0	3407	100.0	3435	100.0	39	100.0	96	100.0	4309	100.0

TROOP D SATELLITE LAB INCLUDES DATA FROM TROOP D JOPLIN CRIME LAB

TABLE 5
 AVERAGE DRUG CASE PROCESSING TIME BY CRIME LABORATORY
 QTRS 1 - 4, FY 2009
 STATEWIDE AVERAGE IS WEIGHTED BY
 THE NUMBER OF CASES OF EACH LABORATORY

LABID	AVERAGE PROCESSING TIME - DAYS
KCPD LAB RESPONSE	257.0
ST. LOUIS CO CRIME LAB	58.4
ST. LOUIS METRO POLICE LAB	1.0
TRUMAN STATE UNIVERSITY	8.8
MSHP TECHNICAL LAB	139.4
MSHP TROOP B SATELLITE LAB	38.8
MSHP TROOP C SATELLITE LAB	107.0
MSHP TROOP D SATELLITE LAB	28.5
MSHP TROOP D JOPLIN LAB	49.4
MSHP TROOP E SATELLITE LAB	37.9
MSHP TROOP E SATELLITE LAB	71.7
MSHP TROOP G SATELLITE LAB	25.5
MSHP TROOP H SATELLITE LAB	33.3
ST. CHARLES COUNTY CRIME LAB	9.4
INDEPENDENCE REG. CRIME LAB	88.4

TROOP D SATELLITE LAB INCLUDES DATA FROM TROOP D JOPLIN CRIME LAB

TABLE 6
 IDENTIFICATION OF NEW ILLICIT DRUGS
 BY CRIME LABORATORY

QTRS 1 - 4, FY 2009	TOTAL NEW ILLICIT DRUG CASES	
	TOTAL	COL %
LABID		
KCPD LAB RESPONSE	0	0.0
ST. LOUIS CO CRIME LAB	0	0.0
ST. LOUIS METRO POLICE LAB	4	23.5
TRUMAN STATE UNIVERSITY	0	0.0
MSHP TECHNICAL LAB	0	0.0
MSHP TROOP B SATELLITE LAB	0	0.0
MSHP TROOP C SATELLITE LAB	0	0.0
MSHP TROOP D SATELLITE LAB	0	0.0
MSHP TROOP D JOPLIN LAB	0	0.0
MSHP TROOP E SATELLITE LAB	6	35.3
MSHP TROOP G SATELLITE LAB	0	0.0
MSHP TROOP H SATELLITE LAB	0	0.0
ST. CHARLES COUNTY CRIME LAB	6	35.3
INDEPENDENCE REG. CRIME LAB	1	5.9
STATEWIDE TOTAL	17	100.0

TROOP D SATELLITE LAB INCLUDES DATA FROM TROOP D JOPLIN CRIME LAB

TABLE 7
 IDENTIFICATION OF RESURGENT ILLICIT DRUGS
 BY CRIME LABORATORY

QTRS 1 - 4, FY 2009	TOTAL RESURGENT ILLICIT DRUG CASES	
	TOTAL	COL %
LABID		
KCPD LAB RESPONSE	0	0.0
ST. LOUIS CO CRIME LAB	0	0.0
ST. LOUIS METRO POLICE LAB	0	0.0
TRUMAN STATE UNIVERSITY	0	0.0
MSHP TECHNICAL LAB	0	0.0
MSHP TROOP B SATELLITE LAB	0	0.0
MSHP TROOP C SATELLITE LAB	0	0.0
MSHP TROOP D SATELLITE LAB	0	0.0
MSHP TROOP D JOPLIN LAB	0	0.0
MSHP TROOP E SATELLITE LAB	0	0.0
MSHP TROOP G SATELLITE LAB	0	0.0
MSHP TROOP H SATELLITE LAB	0	0.0

(Continued)

TROOP D SATELLITE LAB INCLUDES DATA FROM TROOP D JOPLIN CRIME LAB

TABLE 7
 IDENTIFICATION OF RESURGENT ILLICIT DRUGS
 BY CRIME LABORATORY

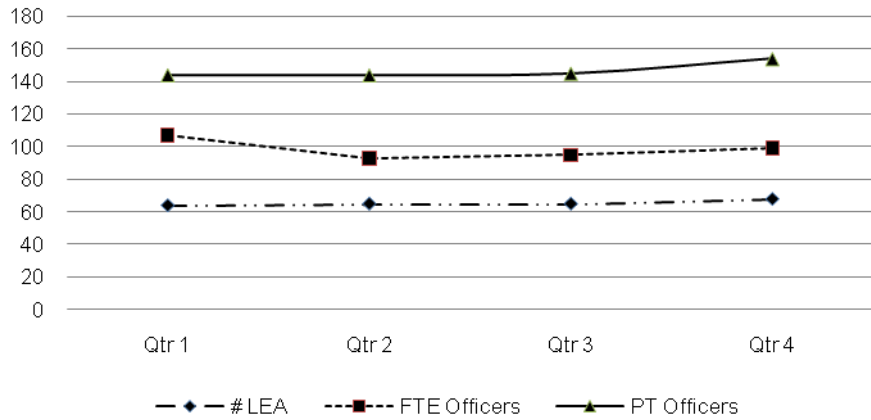
QTRS 1 - 4, FY 2009	TOTAL RESURGENT ILLICIT DRUG CASES	
	TOTAL	COL %
LABID		
ST. CHARLES COUNTY CRIME LAB	64	100.0
INDEPENDENCE REG. CRIME LAB	0	0.0
STATEWIDE TOTAL	64	100.0

TROOP D SATELLITE LAB INCLUDES DATA FROM TROOP D JOPLIN CRIME LAB

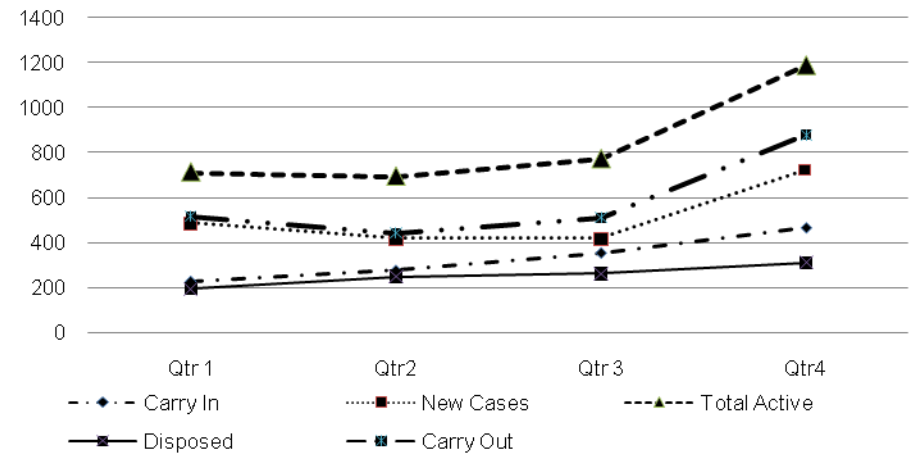
Attachment C

Internet Cyber Crime Task Force FY09 Summary Report

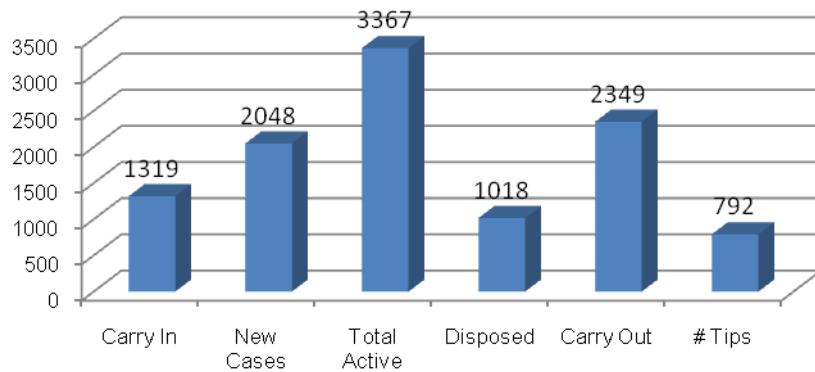
Agencies and Officers Assigned to Internet Cyber Crime Grant Programs By Quarter FY2009



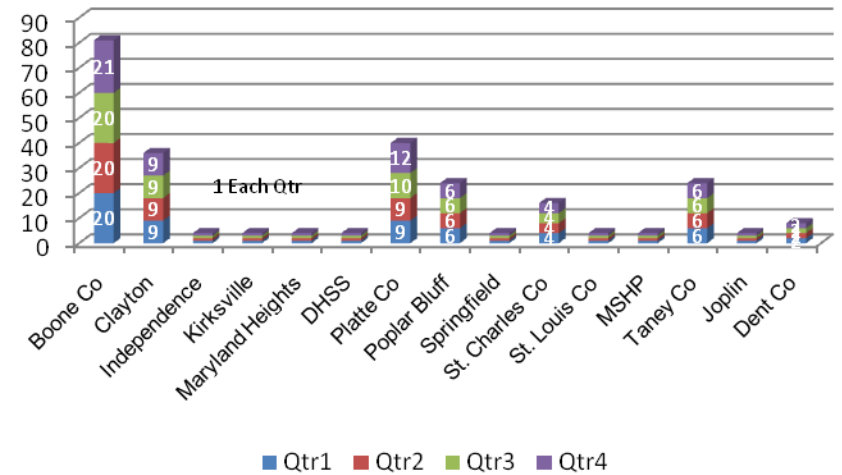
Cases and Investigations Of Internet Cyber Crime Grant Programs By Status and Quarter FY 2009



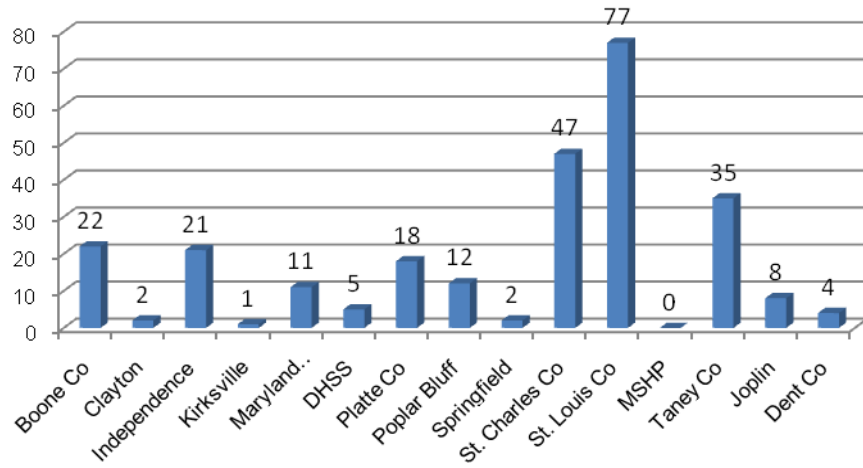
Cases and Investigations Of Internet Cyber Crime Grant Programs By Status FY 2009



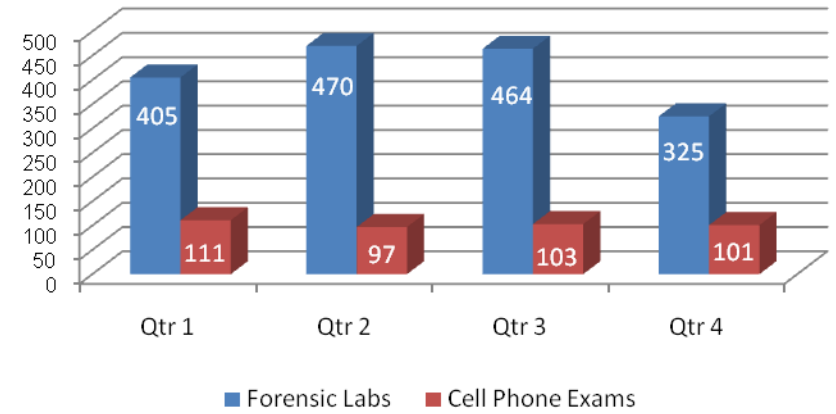
Number of Participating Agencies Per Internet Cyber Crime Task Force By Quarter F Y 2009



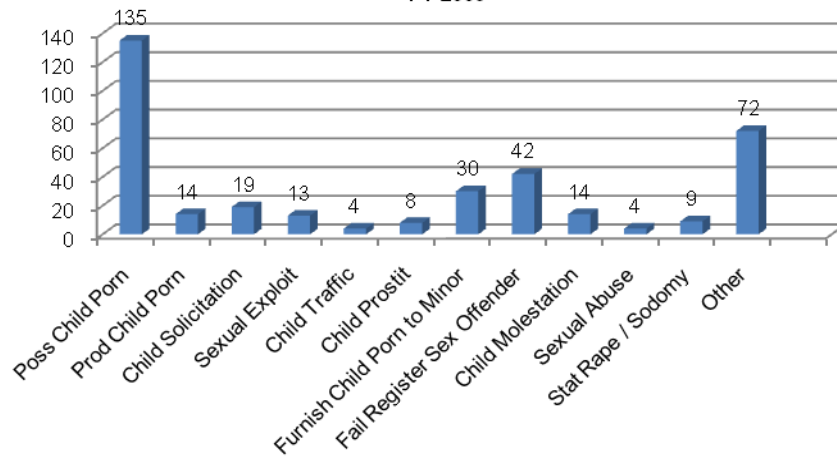
**Number Of Persons Arrested By Internet Cyber Crime Task Forces
FY 2009**



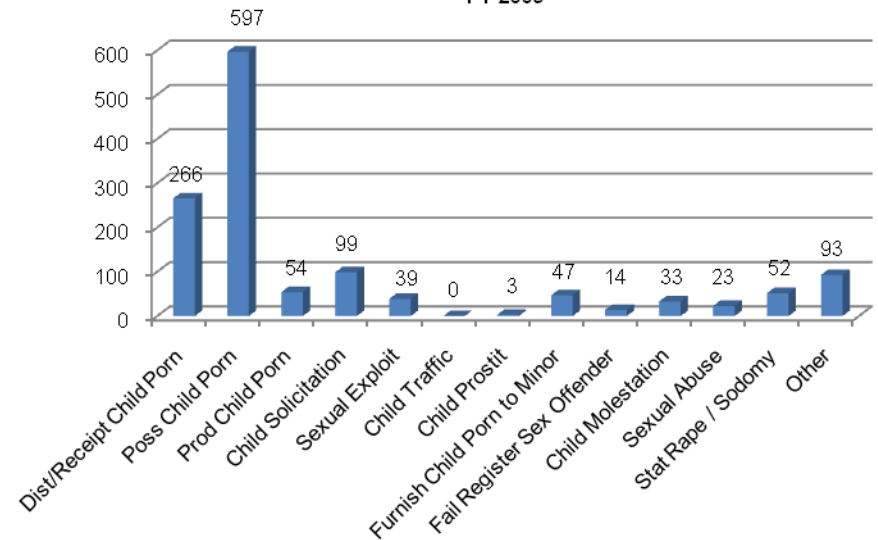
**Case Activity Performed By Internet Cyber Crime Task Forces
By Activity Type
FY 2009**



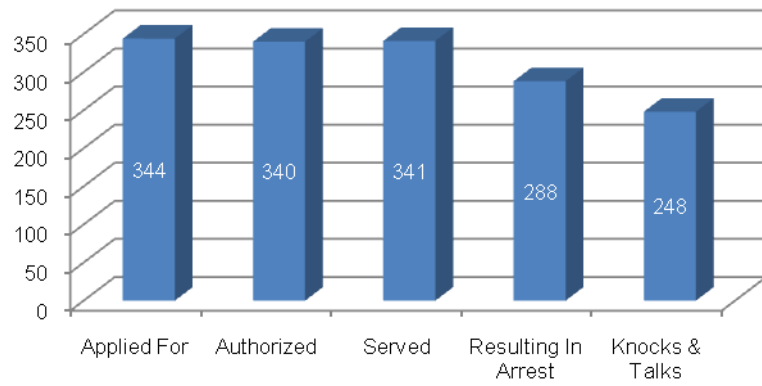
**Offenses Associated With Arrests Made By
Internet Cyber Crime Grant Programs
FY 2009**



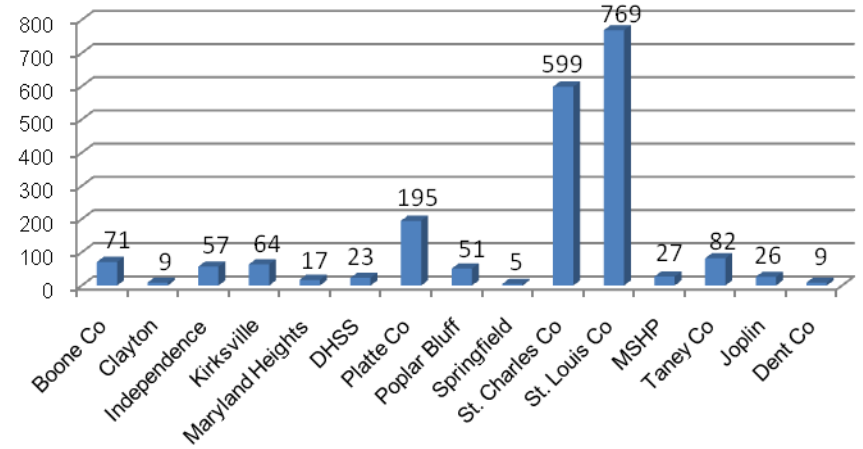
**Offenses Associated With Forensic Exams
FY 2009**



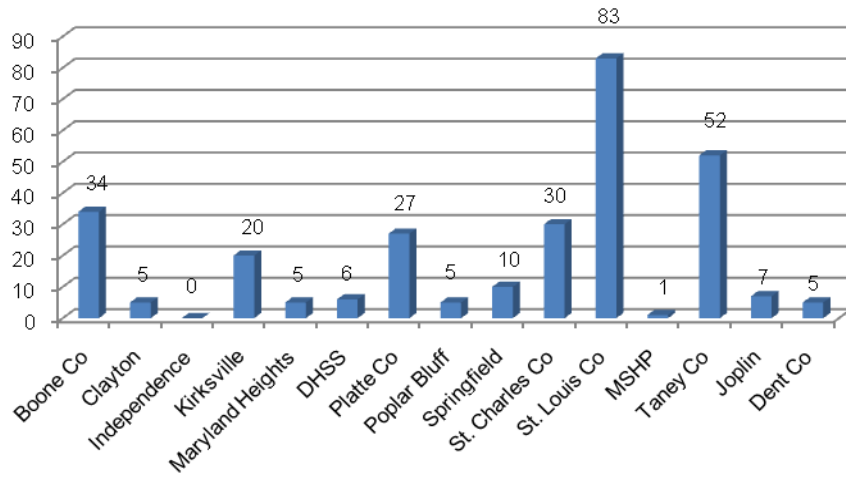
**Search Warrant Activity Of Internet Cyber Crime Task Forces
FY 2009**



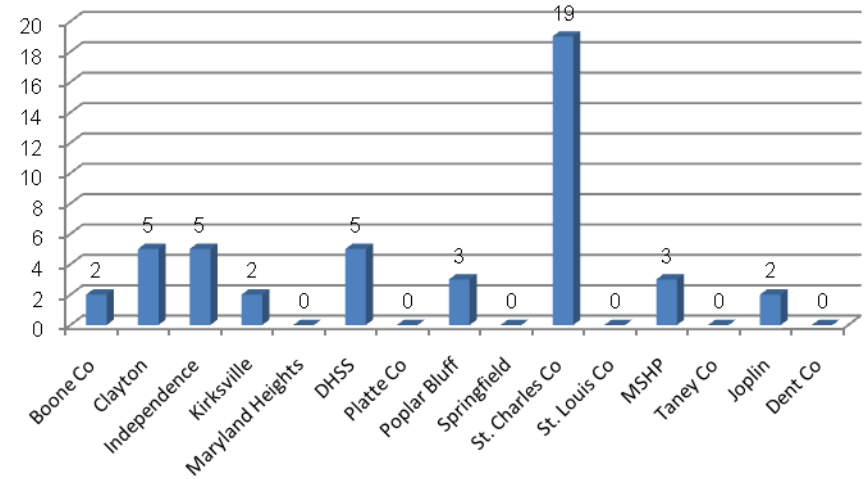
**Subpoenas Served By Internet Cyber Crime Task Forces
FY 2009**



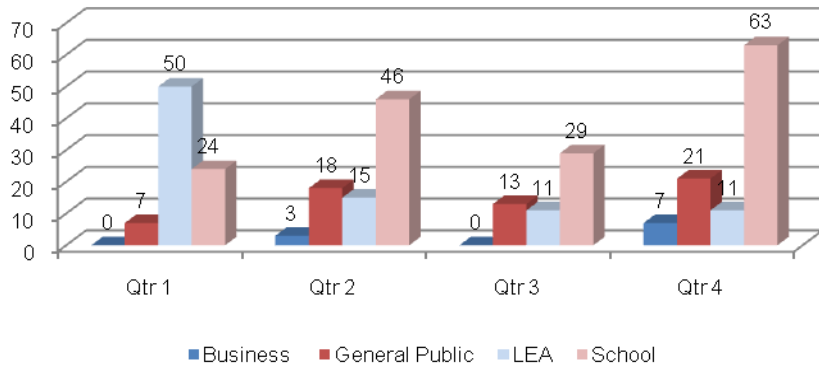
**Warrant Seizures Made By Internet Cyber Crime Task Forces
FY 2009**



**In Service Training By Internet Cyber Crime Task Forces
FY 2009**



**Computer Crime Prevention Programs & Presentations
Made By Internet Cyber Crime Task Forces
By Program Type
FY 2009**



**Attendees To Computer Prevention Programs & Presentations Made By
Internet Cyber Crime Task Forces
By Program Type
FY 2009**

